



**STAINLESS STEEL STATIC CURTAIN TYPE
FIRE DAMPER**
3 HR. LABEL • VERTICAL OR HORIZONTAL
FOR USE IN STATIC SYSTEMS
MODELS: 0530SS (TYPES CR & CO)



QUALIFICATIONS:

- UL 555 & CAN/ULC-S112 CLASSIFIED DYNAMIC FIRE DAMPER. 3 hr. label (File # R9492).
- Meets all the requirements of UL and NFPA 80, 90A and 101 for fire dampers in static HVAC systems, as well as IBC and NBC (Canada) Building Code requirements.
- City of New York Board of Standards and Appeals. Cal. No. 460-88-SA.
- California State Fire Marshal: Fire Damper Listing No. 3225-0935:0100.

Model 0530SS stainless steel curtain fire damper is UL approved for use where local building codes require the protection of HVAC ductwork penetrations in walls, partitions or floors that have a fire resistance rating of up to 4 hours. The 0530SS is classified for use only in static "fans off" systems where the HVAC system is automatically shut down in the event of a fire alarm.

Type CR round & CO oval fire dampers use transition collars to place the curtain blade pack and damper frame out of the airstream, providing 100% free area.

STANDARD CONSTRUCTION:

- Frame:** 4 7/8" (124) wide, 22 ga. (0.79) roll-formed Type 304 stainless steel.
- Blades:** Curtain type interlocking blades, 22 ga. (0.79) roll-formed Type 304 stainless steel.
- Enclosure:** 22 ga. (0.79) stainless steel.
- Fusible Link:** 165°F (74°C) standard. UL Listed. 212°F (100°C) available. ETL available.
- Blade Closure:** Vertical mount model: gravity. Horizontal mount models are equipped with stainless steel closure springs and stainless steel locking ramps.

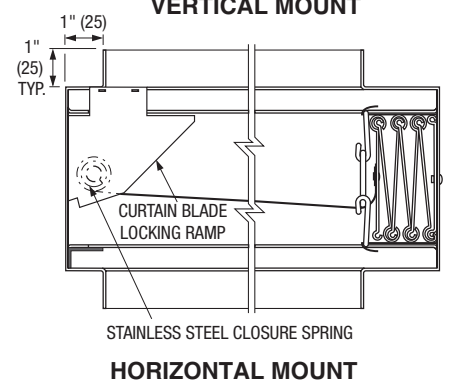
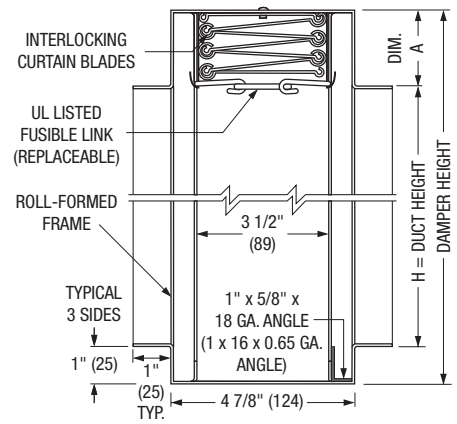
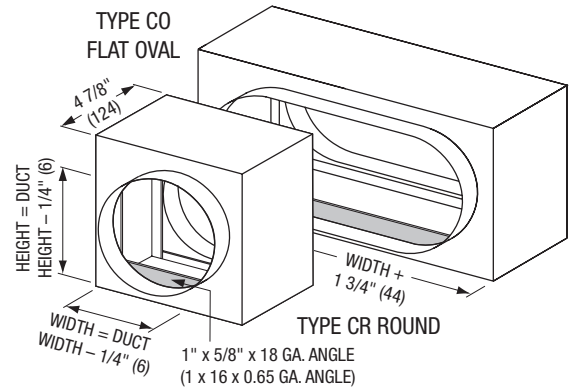
Sizes (Duct W x H):

Model Type	Minimum		Maximum			
	Single Section	Single Section	Multiple Section			
	Vertical/Horizontal	Vertical	Horizontal	Vertical	Horizontal	
Round CR	4" (102) dia.	20" (508) dia.	42" (1067) dia.	42" (1067) dia.	68" (1727) dia.	
Oval CO	4" x 4" (102 x 102)	22" x 20" (559 x 508)	46" x 42" (1167 x 1067)	46" x 42" (1167 x 1067)	70" x 68" (1778 x 1727)	

OPTIONS:

- 316 Type 316 stainless steel frame and blades.
- Non-standard temperature fusible link. Specify _____.
- Factory Sleeve. Available in 10 (3.5) through 18 ga. (1.27) stainless steel and in lengths required for application. Specify: _____ length. _____ ga.
- LP Unsealed. Suitable for low pressure systems. Tack welded.
- HP Sealed. Suitable for medium/high pressure systems. Fully welded. (Up to 6 w.g. [1.5 kPa]).

Duct Height H	Dim. A
4" thru 15" (102 thru 381)	2" (51)
16" thru 27" (406 thru 686)	3" (76)
28" thru 39" (711 thru 991)	4" (102)
40" thru 55" (1016 thru 1397)	5" (127)
40" thru 43" (1016 thru 1092 - Horizontal only)	



For installation instructions, see IOM-FDINST.

Dimensions are in inches (mm).

SCHEDULE TYPE:				
PROJECT:				
ENGINEER:	DATE	B SERIES	SUPERSEDES	DRAWING NO.
CONTRACTOR:	11 - 14 - 18	FD	NEW	0500SS-3