



**STAINLESS STEEL STATIC CURTAIN TYPE  
FIRE DAMPER  
3 HR. LABEL • VERTICAL OR HORIZONTAL  
FOR USE IN STATIC SYSTEMS  
MODELS: 0530SS (TYPE CSR)**



**QUALIFICATIONS:**

- **UL 555 & CAN/ULC-S112 CLASSIFIED DYNAMIC FIRE DAMPER. 3 hr. label (File # R9492).**
- **Meets all the requirements of UL and NFPA 80, 90A and 101 for fire dampers in static HVAC systems, as well as IBC and NBC (Canada) Building Code requirements.**
- **City of New York Board of Standards and Appeals. Cal. No. 460-88-SA.**
- **California State Fire Marshal: Fire Damper Listing No. 3225-0935:0100.**

Model 0530SS stainless steel curtain fire damper is UL approved for use where local building codes require the protection of HVAC ductwork penetrations in walls, partitions or floors that have a fire resistance rating of up to 4 hours. The 0530SS is classified for use only in static "fans off" systems where the HVAC system is automatically shut down in the event of a fire alarm.

Type CSR square or rectangular fire dampers use full enclosure and transition collars to place the custom blade pack and frame out of the airstream, providing 100% free area.

**STANDARD CONSTRUCTION:**

- Frame:** 4 7/8" (124) wide, 22 ga. (0.79) roll-formed Type 304 stainless steel.
- Blades:** Curtain type interlocking blades, 22 ga. (0.79) roll-formed Type 304 stainless steel.
- Enclosure:** 22 ga. (0.79) stainless steel.
- Fusible Link:** 165°F (74°C) standard. UL Listed.  
212°F (100°C) available. ETL available.
- Blade Closure:** Vertical mount model: gravity.  
Horizontal mount models are equipped with stainless steel closure springs and stainless steel locking ramps.

**Sizes (Duct W x H):**

Model Type	Single Section	Single Section		Multiple Section	
	Minimum	Maximum		Maximum	
	Vertical/Horizontal	Vertical	Horizontal	Vertical	Horizontal
Square/Rectangular CSR	4" x 4" (102 x 102)	22" x 20" (559 x 508)	46" x 42" (1168 x 1067)	46" x 42" (1168 x 1067)	70" x 68" (1778 x 1727)

**OPTIONS:**

- ☐ **316** Type 316 stainless steel frame and blades.
- ☐ Non-standard temperature fusible link. Specify \_\_\_\_\_.
- ☐ **Factory Sleeve.** Available in 10 (3.5) through 18 ga. (1.27) stainless steel and in lengths required for application. Specify: \_\_\_\_\_ length. \_\_\_\_\_ ga.
- ☐ **LP** Unsealed. Suitable for low pressure systems. Tack welded.
- ☐ **HP** Sealed. Suitable for medium/high pressure systems. Externally caulked.

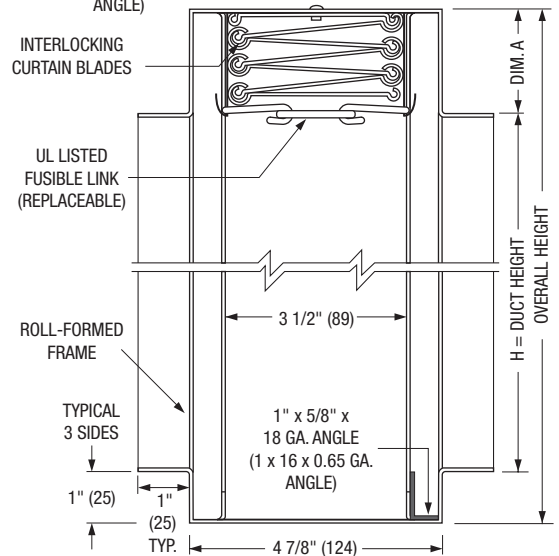
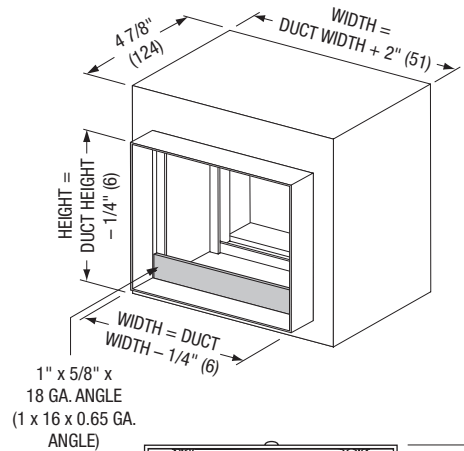
Duct Height H	Dim. A
4" thru 15" (102 thru 381)	2" (51)
16" thru 27" (406 thru 686)	3" (76)
28" thru 39" (711 thru 991)	4" (102)
40" thru 55" (1016 thru 1397)	5" (127)
40" thru 43" (1016 thru 1092 - Horizontal only)	

**SCHEDULE TYPE:**

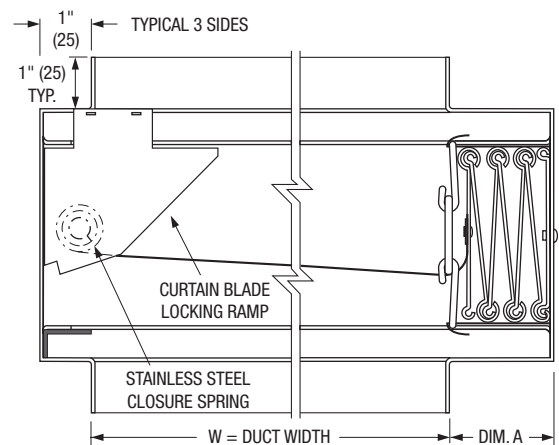
**PROJECT:**

**ENGINEER:**

**CONTRACTOR:**



**VERTICAL MOUNT**



**HORIZONTAL MOUNT**

For installation instructions, see IOM-FDINST.  
Dimensions are in inches (mm).

DATE	B SERIES	SUPERSEDES	DRAWING NO.
1 - 8 - 26	FD	11 - 14 - 18	0500SS-4