



STATIC THINLINE CURTAIN TYPE FIRE DAMPER
3 HR. LABEL • VERTICAL MOUNT
FOR USE IN STATIC SYSTEMS
MODELS: 0570V, 0580V AND 0590V



QUALIFICATIONS:

- **UL 555 & CAN/ULC-S112 CLASSIFIED FIRE DAMPER. 3 hr. label (File # R9492).**
- **Meets all the requirements of UL and NFPA 80, 90A and 101 for fire dampers in static HVAC systems, as well as IBC and NBC (Canada) Building Code requirements.**
- **City of New York Board of Standards and Appeals. Cal. No. 460-88-SA.**
- **California State Fire Marshal: Fire Damper Listing No. 3225-0935:0100.**

Model 0570 curtain fire damper is UL approved for use where local building codes require the protection of HVAC ductwork penetrations in walls and partitions that have a fire resistance rating of up to 4 hours. The 0570 is classified for use only in static "fans off" systems where the HVAC system is automatically shut down in the event of a fire alarm.

Thinline fire dampers are only 2" (51) deep and permit installation in narrow fire partitions, transfer openings, behind grilles or in any application where clearance is restricted.

STANDARD CONSTRUCTION:

Frame: 2" (51) wide, 22 ga. (0.85) roll-formed G60 galv. steel.

Blades: Curtain type interlocking blades, 22 ga. (0.85) roll-formed G60 galvanized steel.

Fusible Link: 165°F (74°C) standard. UL Listed.
212°F (100°C) available.

Blade Closure: Vertical mount model; gravity.

SIZES (DUCT W X H):

| Model Type | Minimum | Maximum |
|---------------------------|------------------------|---------------------------|
| | Single Section | Single Section |
| | Vertical | Vertical |
| 0570V A | 4" x 4" (102 x 102) | 36" x 60" (914 x 1524) |
| 0580V B | 4" x 3" (102 x 76) | 36" x 50" (914 x 1270) |
| 0590V Round/CR | 3" (76) dia. | 34" (864) dia. |
| 0590V Oval/CO | 4" x 3" (102 x 76) | 34" x 49" (864 x 1245) |
| 0590V Square/Rect./CSR | 3" x 3" (76 x 76) | 34" x 49" (864 x 1245) |

Note: For horizontal mount applications, contact factory.

OPTIONS:

- ☐ Non-standard temperature fusible link. Specify _____.
 - ☐ Factory Sleeve. Available in 10 (3.5) through 22 ga. (0.85) galv. steel and in lengths required for application. Specify: _____ length. _____ ga.
- Type C Options:
- ☐ **LP** Unsealed. Suitable for low pressure systems.
 - ☐ **HP** Sealed. Suitable for medium/high pressure systems. Externally caulked.

NOTES:

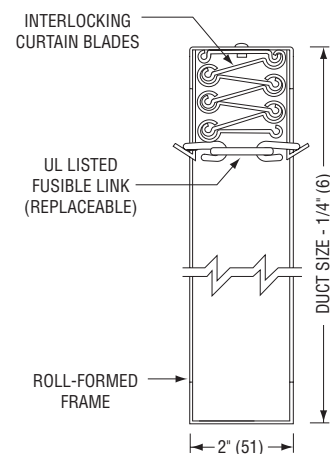
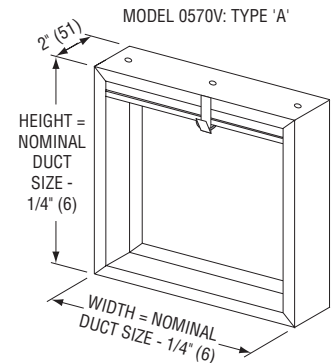
1. See sizing chart for relationship of duct size and damper size on Type B & C. Refer to drawing SC3.

SCHEDULE TYPE:

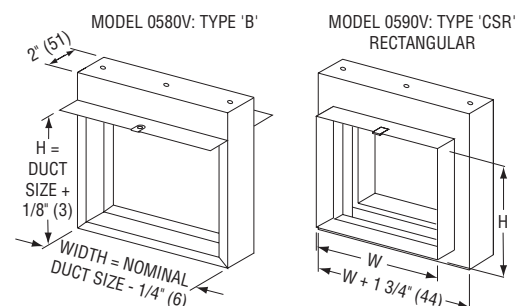
PROJECT:

ENGINEER:

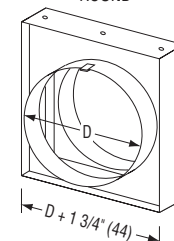
CONTRACTOR:



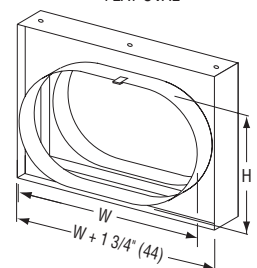
MODEL 0570V – VERTICAL MOUNT



MODEL 0590V: TYPE 'CR' ROUND



MODEL 0590V: TYPE 'CO' FLAT OVAL



For installation instructions, see IOM-FDINST.
Dimensions are in inches (mm).

| DATE | B SERIES | SUPERSEDES | DRAWING NO. |
|--------------|----------|-------------|-------------|
| 12 - 30 - 25 | FD | 4 - 28 - 14 | 0570 |