



**AIRFOIL CONTROL DAMPER**  
**STEEL • ULTRA-LOW LEAKAGE**  
**HIGH PERFORMANCE**  
**MODELS: 1110 & 1120**

**AMCA LICENSED**

The 1110/1120 Series are Nailor's most cost effective steel airfoil blade control dampers. The ultra-low leakage (Class 1A) dampers are suitable for use in the majority of low to medium pressure and velocity commercial HVAC systems.

The design features include a sturdy hat channel frame with die-formed corner gussets for reinforcement and structural strength equivalent to 13 gauge channel type frames, and zero maintenance concealed linkage (out of the air stream) for reduced pressure drop and air turbulence. Models 1110 and 1120 are AMCA Licensed and meet the International Energy Conservation Code (802.3.4) maximum leakage for building envelope dampers criteria of 3 cfm/ft<sup>2</sup> @ 1" w.g. (15.2 l/s/m<sup>2</sup> @ 0.25 kPa).

**STANDARD CONSTRUCTION:**

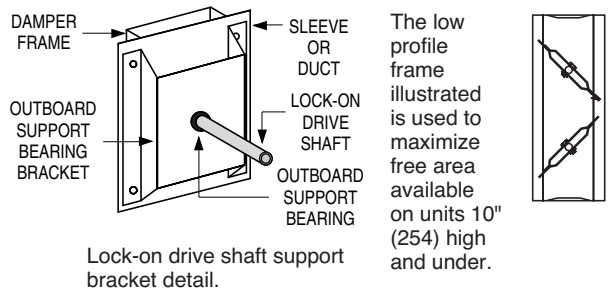
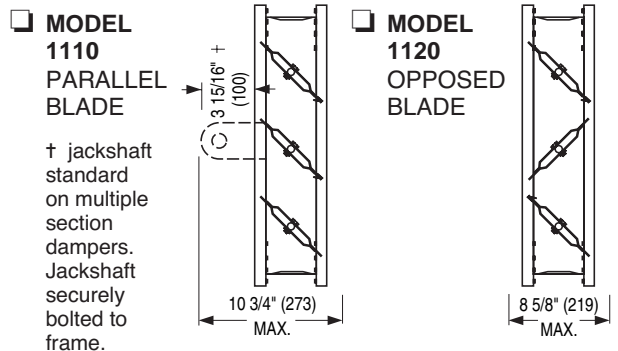
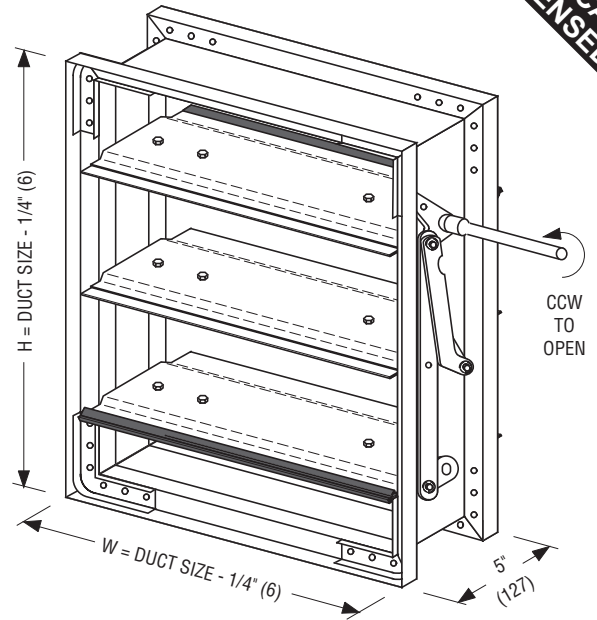
- FRAME:** 5" x 7/8" x 16 ga. (127 x 22 x 1.6) galvanized steel hat channel with die-formed corner gussets. Low profile (flat top and bottom) on dampers 10" (254) high and under.
- BLADES:** 6" (152) wide on 5 1/2" (140) centers. 2 x 20 ga. (1.0) galvanized steel formed into an airfoil cross-section. 14 ga. (2.0) equivalent thickness. Parallel or opposed action.
- LINKAGE:** Concealed side type totally enclosed within the frame and out of the air stream. Plated steel.
- BEARINGS:** 1/2" (13) dia. Oilite® self-lubricating bronze.
- AXLES:** 1/2" (13) dia. plated steel double bolted to blades.
- DRIVE SHAFT:** 6" (152) long x 1/2" (13) dia. lock-on shaft extension on single section dampers. Right hand is standard. A 1/2" (13) or 1" (25) dia. factory installed jackshaft is standard on all multiple section dampers.

- BLADE SEALS:** Extruded PVC.
- JAMB SEALS:** Cambered stainless steel.
- MINIMUM SIZE:** Single blade (parallel) 6" x 6" (152 x 152).  
Two blades (parallel or opposed) 6" x 10" (152 x 254).
- MAXIMUM SIZE:** Single section size is 48" x 72" (1219 x 1829).  
Multiple section - unlimited.
- TEMPERATURE RANGE:** -50°F to +180°F (-45°C to +82°C).

**OPTIONS:**

- SMP** Side mounting plate for actuator
- FD** Double flanged frame       **FDB** FD with bolt holes
- FF** Front flanged frame       **FFB** FF with bolt holes
- FR** Rear flanged frame       **FRB** FR with bolt holes
- 304** Type 304 stainless steel construction
- Other \_\_\_\_\_

Nailor offers a wide selection of pneumatic and electric actuators for factory or field installation.



<b>SCHEDULE TYPE:</b>		Dimensions are in inches (mm).			
<b>PROJECT:</b>					
<b>ENGINEER:</b>	<b>DATE</b>	<b>C SERIES</b>	<b>SUPERSEDES</b>	<b>DRAWING NO.</b>	
<b>CONTRACTOR:</b>	3 - 3 - 06	1100	8 - 4 - 04	1100	