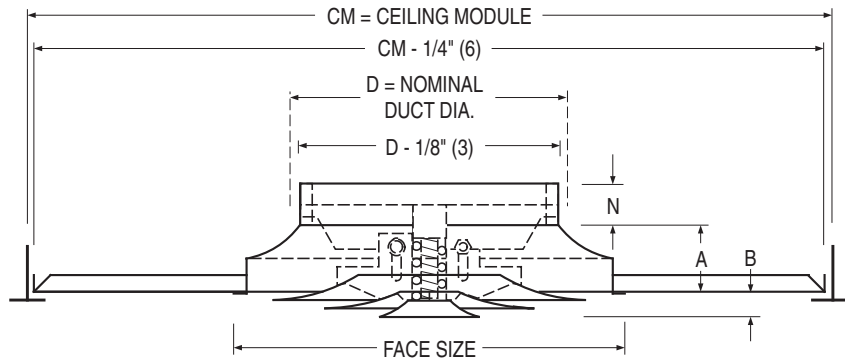




SQUARE CEILING DIFFUSERS
 ADJUSTABLE PATTERN • LOUVERED FACE • PANEL
 MOUNTED • STEEL • ROUND NECK • 4 CONE
MODEL: RNSA2 'ROTATING TYPE' TYPE PL

TYPE PL Panel Mounted Lay-in T-Bar



Dimensional Data

Listed Neck Size	Imperial Modules (inches)				SI Units (mm)			
	Face Size = 12 x 12				Face Size = 305 x 305			
	D	N	A	B	D	N	A	B
4*	4	3 1/4	2 1/4	0	102	83	57	0
5*	5				127			
6	6	1 1/4	3 3/4	TO 1/2	152	32	95	TO 13
7	7				178			
8	8				203			
Face Size = 24 x 24				Face Size = 610 x 610				
6	6	1 1/4	3 3/4	0 TO 3/8	152	83	95	0
8	8				203			
10	10				254			
12	12				305			
14	14				356			
15	15				381			

Available Ceiling Modules CM		
Imperial Modules		Metric Modules
Imperial Units (inches)	SI Units (mm)	SI Units (mm)
Face Size 12 x 12 (305 x 305) Listed Neck Sizes 4, 5, 6, 7, 8 (102, 127, 152, 178, 203)		
20 x 20	508 x 508	500 x 500
24 x 12	610 x 305	600 x 300
24 x 24	610 x 610	600 x 600
Face Size 24 x 24 (610 x 610) Listed Neck Sizes 6, 8, 10, 12, 14, 15 (152, 203, 254, 305, 356, 381)		
30 x 30	762 x 762	750 x 750
48 x 24	1219 x 610	1200 x 600

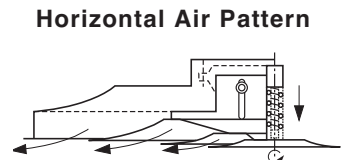
* Supplied with a reducer.

DESCRIPTION:

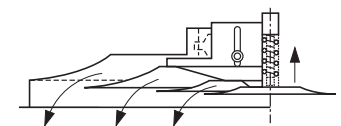
1. Material: Heavy gauge, corrosion-resistant steel.
2. The air discharge pattern on RNSA diffusers may be adjusted from horizontal to vertical by gradually moving the position of the inner three cone assembly from the down to an up (recessed) position - allowing a variable pattern adjustment. Model RNSA2 has a unique 'screw type' arrangement where the angle of discharge is varied by rotating the center cone.
3. The diffuser delivers the supply air in a true 360° streamline pattern. Excellent for VAV systems.
4. The RNSA consists of four die-formed concentric cones in all sizes which eliminate mitered corners and provide uniform appearance in all neck sizes. Outer cone is one piece construction.
5. A spring clip arrangement permits quick, easy installation and removal of the inner cone assembly.
6. Diffuser has a removable plug for screwdriver adjustment of the optional damper without removing the inner core.
7. Standard finish is AW Appliance White.

OPTIONS:

- EX External Foil-Back Insulation, installed - R-4.2 (24 x 24 max.)
 - EXB External Foil-Back Insulation, ships loose - R-4.2 (24 x 24 max.)
 - EQT Earthquake Tabs
- Finish:
- SP Special. Specify _____ .
- QB Quadrant Blanks:
- QB3 3-Way Blow
 - QC2 2-Way Corner Blow
 - QB2 2-Way Opposite Blow
 - QB1 1-Way Blow



Vertical Air Pattern



Dimensions are in inches (mm).

SCHEDULE TYPE:				
PROJECT:				
ENGINEER:	DATE	B SERIES	SUPERSEDES	DRAWING NO.
CONTRACTOR:	3 - 21 - 16	RNSA	10 - 31 - 07	4200-7B