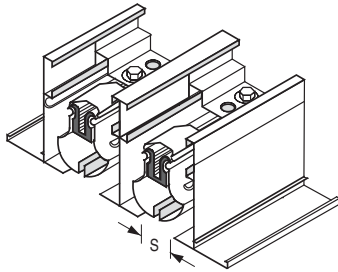




**LINEAR SLOT DIFFUSERS**  
 EXTRUDED ALUMINUM • LAY-IN T-BAR  
 APPLICATION  
**MODEL SERIES: 5000**  
**FRAME TYPE T**

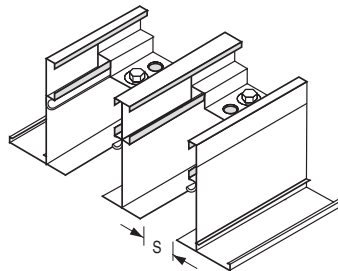
**Supply Model**

- 5050  
(S = 1/2" [13] slot)
- 5075  
(S = 3/4" [19] slot)
- 5010  
(S = 1" [25] slot)
- 5015  
(S = 1 1/2" [38] slot)



**Return Model**

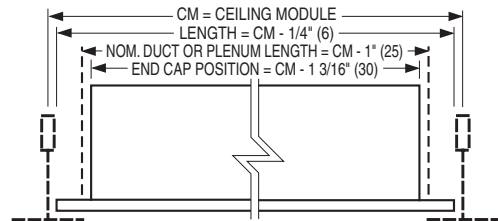
- 5050R  
(S = 1/2" [13] slot)
- 5075R  
(S = 3/4" [19] slot)
- 5010R  
(S = 1" [25] slot)
- 5015R  
(S = 1 1/2" [38] slot)



**Length and End Cap Configuration**

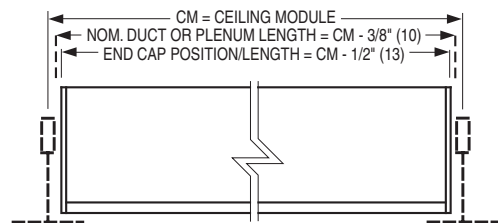
**Type MM**

Mitered End Caps (Standard)



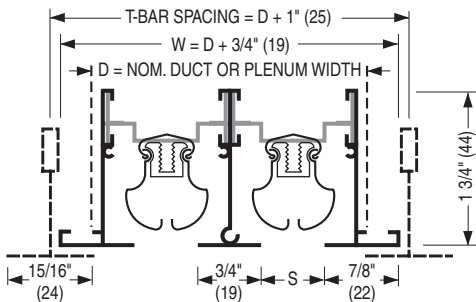
**\*Type CC**

Flat End Caps



**Type T Frame**

- For standard 15/16" (24) or \*9/16" (14) face lay-in T-Bar



**Duct Width D Dimension**

Frame Type	No. of Slots	Imperial Units (inches)				Metric Units (mm)			
		5050	5075	5010	5015	5050	5075	5010	5015
		5050R	5075R	5010R	5015R	5050R	5075R	5010R	5015R
		S = 1/2"	S = 3/4"	S = 1"	S = 1 1/2"	S = 13	S = 19	S = 25	S = 38
T	1	1 1/2"	1 3/4"	2"	2 1/2"	38	44	51	64
	2	2 3/4"	3 1/4"	3 3/4"	4 3/4"	70	83	95	121
	3	4"	4 3/4"	5 1/2"	7"	102	121	140	178
	4	5 1/4"	6 1/4"	7 1/4"	9 1/4"	133	159	184	235
	5	6 1/2"	7 3/4"	9"	11 1/2"	165	197	229	292
	6	7 3/4"	9 1/4"	10 3/4"	13 3/4"	197	235	273	349
	7	9"	10 3/4"	12 1/2"	16"	229	273	318	406
	8	10 1/4"	12 1/4"	14 1/4"	18 1/4"	260	311	362	464
	9	11 1/2"	13 3/4"	16"	20 1/2"	292	349	406	521
	10	12 3/4"	15 1/4"	17 3/4"	22 3/4"	324	387	451	578

**NOTES:**

1. Material: Extruded aluminum frame. Corrosion-resistant steel pattern controllers.
2. The volume and direction of the discharge air can be adjusted by moving the pattern controllers.
3. Model 5000R return and the Model 5000 supply diffusers are identical except for the pattern controllers.
4. Greater than 6 foot (1829) lengths are supplied in multiple sections.
5. The maximum length of the pattern controller is 36" (914). Diffusers longer than 36" (914) are provided with multiple pattern controller sections.
6. Alignment strips on multiple section lengths provide superior, positive alignment.
7. \*Type CC Flat Endcaps are not recommended for use with 9/16" (14) flat face T-bar.
8. Available in 1 to 10 slots.
9. Standard finish is AW Appliance White. Black pattern controllers.

**OPTIONS:**

Available in nominal lengths to suit both imperial and metric ceiling modules (CM) 20", 24", 48" and 60" (500, 600, 1200 and 1500) and in multiple section assemblies for continuous paired T-Bar ceilings.

- Specify CM/Nom. length: \_\_\_\_\_.

**FACTORY SUPPLIED PLENUM**

- 5350  5350I Insulated 1/2" (13) slot
- 5375  5375I Insulated 3/4" (19) slot
- 5310  5310I Insulated 1" (25) slot
- 5315  5315I Insulated 1 1/2" (38) slot

See separate submittal for full specification and dimensional data.

**SCHEDULE TYPE:**

**PROJECT:**

**ENGINEER:**

**CONTRACTOR:**

Dimensions are in inches (mm).

DATE

B SERIES

SUPERSEDES

DRAWING NO.

11 - 1 - 12

5000

6 - 10 - 11

5000-4A