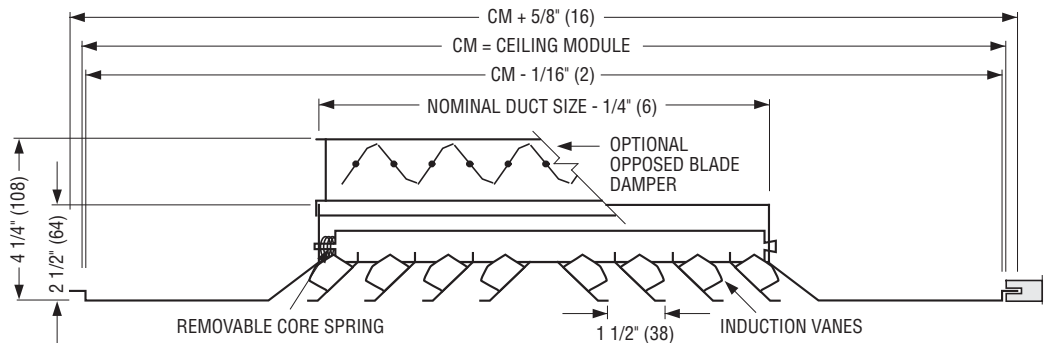
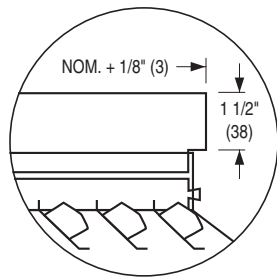




**PATTERN CEILING DIFFUSERS  
WITH IV INDUCTION VANES**  
ALUMINUM • SQUARE, RECT. OR ROUND NECK  
MODELS: 6200IV AND 6200IV-O TYPE SP

**OFFSET NECK OPTION**



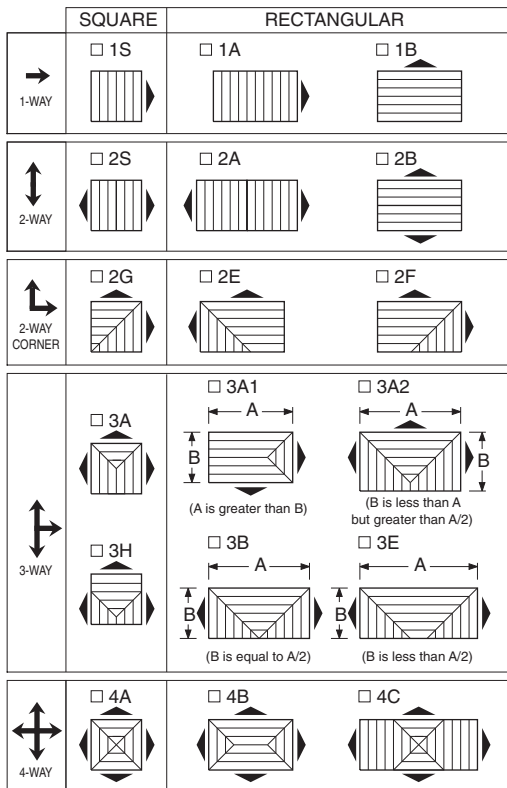
**TYPE SP • SPLINE**

If the ceiling module is not 3" (76) larger than the neck size of the diffuser in both dimensions, a steel module sized extended panel will be added.  
Minimum duct size: 6 x 6 (152 x 152)  
Maximum duct size: see table.  
Available in 3" (76) increments only.

IMPERIAL MODULES (INCHES)	METRIC MODULES (MM)	MAXIMUM DUCT SIZE
12 x 12	300 x 300	6 x 6 (152 x 152)
24 x 12	600 x 300	18 x 6 (457 x 152)
24 x 24	600 x 600	18 x 18 (457 x 457)

Spline Type Diffuser for one-directional exposed T-bar lay-in grid or for concealed T-bar grid (splines on two opposite sides - steel lift brackets on other two sides).

**CORE STYLE SELECTION**



Patterns are shown in plan view (looking down into inlet).

**DESCRIPTION:**

1. Material: Aluminum. Extended panel where required is corrosion-resistant coated steel.
2. Model 6200IV is a high capacity ceiling diffuser available in 1, 2, 3 or 4-way blow patterns to provide a tight horizontal airflow pattern from maximum to minimum airflow. The induction vanes consist of a set of 45° angled diffusion vanes spaced 1 1/2" (38) apart on the back of each diffuser louver. Vane sets on adjacent parallel louvers run in opposite directions and cause primary air to emerge from each louver at alternating angles. The resulting turbulent discharge air jets produce high induction rates and rapid temperature equalization, making the diffuser eminently suitable for VAV applications as the possibility of downdrafts (dumping) are eliminated.
3. Spring-loaded removable core.
4. Standard finish is AW Appliance White.

**OPTIONS:**

- PLA Aluminum Extended Panel.
- SQUARE AND RECTANGULAR NECK**
- Steel opposed blade damper. Model 6200IV-O.
  - Aluminum opposed blade damper. Model 6200IV-OA.
  - ONA Offset neck adaptor. Fits outside duct (if a damper is required, order separately for remote mount. See Model OBDD).

**ROUND NECK**

- SR Square to round transition collar
- SR-O Square to round transition collar for use over O.B.D.
- 4275 Radial Opposed Blade Damper (round)
- 4250 Radial Sliding Blade Damper (round)
- 4675 Butterfly Damper (round)

**EXTERNAL INSULATION**

- EX External Foil-Back Insulation, installed -R-4.2.

**OPTIONAL FINISH:**

- SP Special. Specify \_\_\_\_\_.

<b>SCHEDULE TYPE:</b>	Dimensions are in inches (mm).			
<b>PROJECT:</b>				
<b>ENGINEER:</b>	<b>DATE</b>	<b>B SERIES</b>	<b>SUPERSEDES</b>	<b>DRAWING NO.</b>
<b>CONTRACTOR:</b>	2 - 8 - 18	6200	11 - 24 - 16	6200IV-3