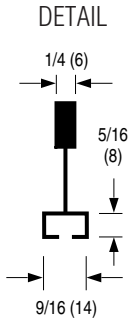
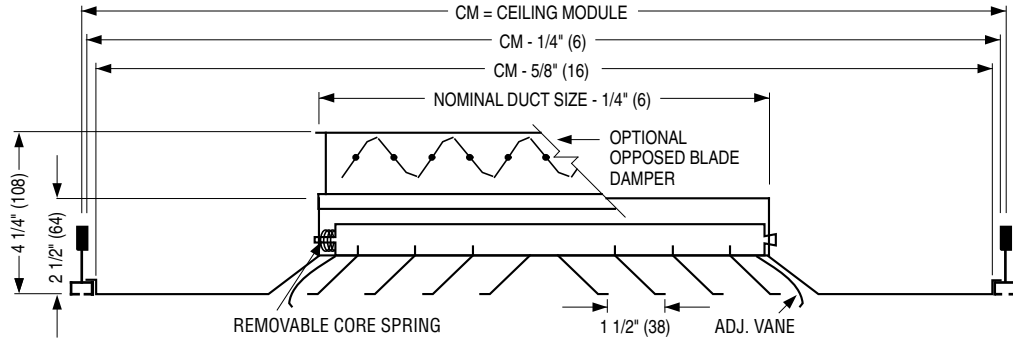




PATTERN CEILING DIFFUSERS
ADJUSTABLE VANES • STEEL
• SQUARE OR ROUND NECK
MODELS: 6550 AND 6550-O TYPE F

TYPE F FINELINE® T-BAR FOR FINELINE® TYPE CEILING SYSTEMS



The diffuser is supplied in a module sized extended panel.
 Minimum duct size: 6 x 6 (152 x 152).
 Maximum duct size: see table.
 Available in 3" (76) increments only.

IMPERIAL MODULES				METRIC MODULES	
Imperial Units (in.)		Metric Units (mm)		Metric Units (mm)	
CM	Maximum Duct Size	CM	Maximum Duct Size	CM	Maximum Duct Size
12 x 12	6 x 6	305 x 305	152 x 152	300 x 300	152 x 152
24 x 12	18 x 6	610 x 305	457 x 152	600 x 300	457 x 152
24 x 24	18 x 18	610 x 610	457 x 457	600 x 600	457 x 457

DESCRIPTION:

1. Material: Corrosion-resistant steel.
2. Model 6550 is a high capacity ceiling diffuser available with a square 4-way blow pattern as standard (optional core styles are available). The unit is supplied with independent movable vanes on all four sides to provide a horizontal to vertical throw adjustable discharge. In the horizontal setting, the diffuser provides a tight horizontal airflow pattern from maximum to minimum airflow. Ideal for VAV applications.
3. Spring-loaded removable core.
4. Standard finish is AW Appliance White.

OPTIONS:

SQUARE AND RECTANGULAR NECK

- Steel opposed blade damper. Model 6550-O.

ROUND NECK

- SR Square to round transition collar
- SR-O Square to round transition collar for use over O.B.D.
- 4275 Radial Opposed Blade Damper (round)
- 4250 Radial Sliding Blade Damper (round)
- 4675 Butterfly Damper (round)

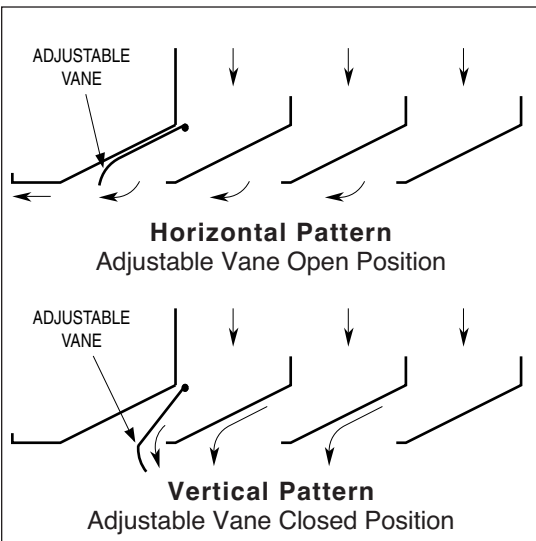
EXTERNAL INSULATION

- EX External Foil-Back Insulation, installed - R-4.2.
- MIB Molded Insulation Blanket, -R-6.0. ('MIB' is available for Frame Types L, TL and F with a 24 x 24 CM only, 15 x 15 max. neck size and a 'SR' square-to-round transition collar).

OPTIONAL FINISH:

- SP Special. Specify _____ .

Fineline® is a registered trademark of USG Interiors Inc..



SCHEDULE TYPE:		Dimensions are in inches (mm).			
PROJECT:					
ENGINEER:	DATE	B SERIES	SUPERSEDES	DRAWING NO.	
CONTRACTOR:	1 - 16 - 17	6550	5 - 11 - 15	6550-5	