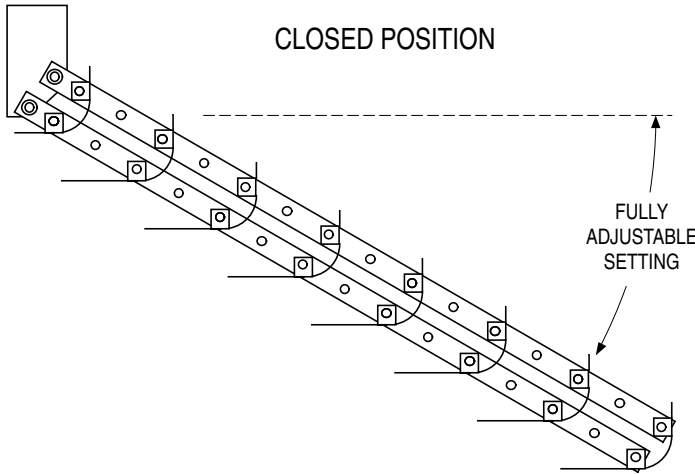
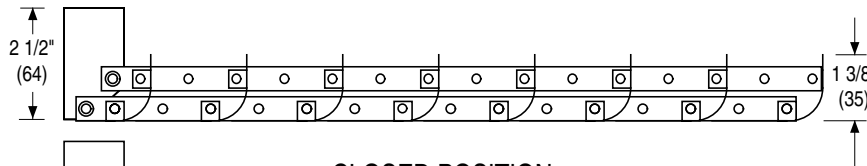
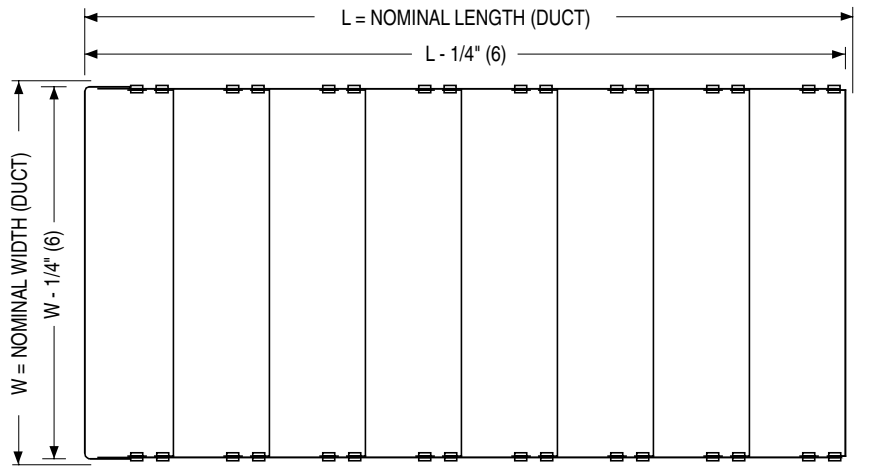




VOLUME EXTRACTORS
TURNING BLADES ON 2" CENTERS
MODEL SERIES: EX

MODELS (by OPERATOR TYPE):



EX-1
 Standard unit with adjusting strap.

EX-1-R
 Rod operator for external operation.

EX-2
 Linkage with 7/16" (11) square hole (2 per unit). Remote operator (eg. Young Regulator #1) by others.

EX-3
 Screw gear operator. Adjusts with 3/16" (4.8) wrench (by others).

DESCRIPTION:

The Model Series EX Volume Extractors uniformly direct air from the main duct into the branch take-off and across the face of a grille of diffuser. Gang-operated parallel blades on 2" (51) centers pivot from full open to full closed with blades overlapping for shut-off. The curved blade design improves airflow by reducing turbulence, thereby reducing noise and pressure drop.

Material is galvanized steel.

Minimum size = 6" x 4" (152 x 102).

Maximum size = 36" x 36" (914 x 914).

OPTIONAL ACCESSORIES:

- RLD Set Screw swivel locking device for model EX-1-R.

Dimensions are in inches (mm).

SCHEDULE TYPE:
PROJECT:
ENGINEER:
CONTRACTOR:

DATE	B SERIES	SUPERSEDES	DRAWING NO.
11 - 12 - 07	ACC.EX	19 - 5 - 00R	ACC.EX-1