



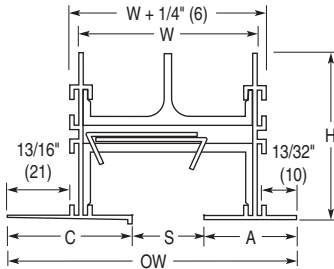
**FLOWLINE™ LINEAR SLOT DIFFUSERS**  
**ARCHITECTURAL • ALUMINUM**  
**MODEL SERIES: FLH AND FLV TYPE CA**

**FLH Horizontal High Throw Pattern Controllers**

**One Slot**

**Type CA Concealed Tapered/ Exposed Flange Frame**

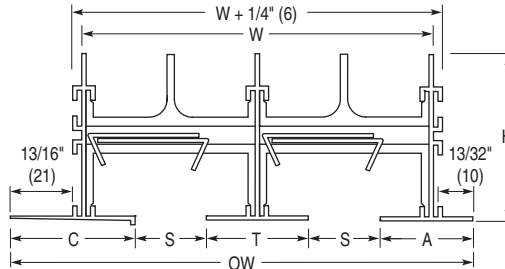
- Tape and Spackle (one side)
- Drywall (ceiling)



**Two Slot**

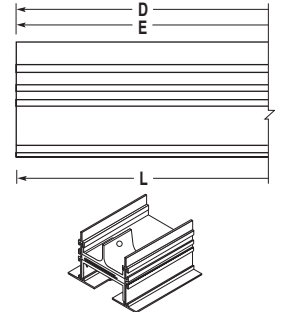
**Type CA Concealed Tapered/ Exposed Flange Frame**

- Tape and Spackle (one side)
- Drywall (ceiling)

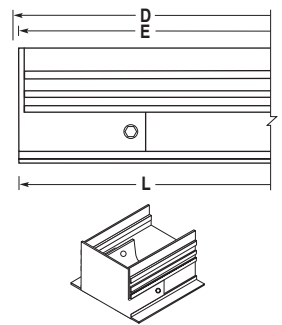


**End Condition**

**O Open End**



**C Flat End Cap**

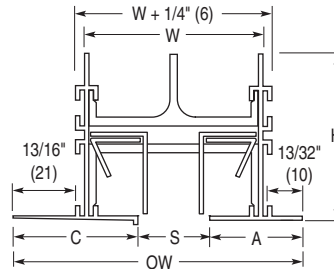


**FLV Vertical Jet Throw Pattern Controllers**

**One Slot**

**Type CA Concealed Tapered/ Exposed Flange Frame**

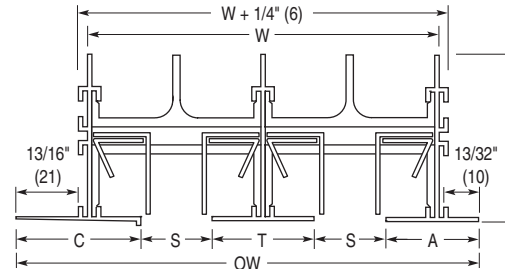
- Tape and Spackle (one side)
- Drywall (ceiling)



**Two Slot**

**Type CA Concealed Tapered/ Exposed Flange Frame**

- Tape and Spackle (one side)
- Drywall (ceiling)



**Dimensional Data - Imperial (Metric) Units**

Model	S Slot Width	1 Slot		2 Slot		C Border Width	A Border Width	H Height	T 2 Slot
		W	OW	W	OW				
FLH10, FLV10	1 (25)	2 1/2 (64)	3 31/32 (101)	4 15/16 (125)	6 13/32 (163)	1 11/16 (43)	1 9/32 (33)	2 3/8 (60)	1 7/16 (37)
FLH15, FLV15	1 1/2 (38)	3 1/2 (89)	4 31/32 (126)	6 15/16 (176)	8 13/32 (214)	1 15/16 (49)	1 17/32 (39)	2 5/8 (67)	1 15/16 (49)
FLH20, FLV20	2 (51)	4 1/2 (114)	5 31/32 (152)	8 15/16 (227)	10 13/32 (264)	2 3/16 (56)	1 25/32 (45)	2 7/8 (73)	2 7/16 (62)
FLH25, FLV25	2 1/2 (64)	5 1/2 (140)	6 31/32 (177)	10 15/16 (278)	12 13/32 (315)	2 7/16 (62)	2 1/32 (52)	3 1/8 (79)	2 15/16 (75)
FLH30, FLV30	3 (76)	6 1/2 (165)	7 31/32 (202)	12 15/16 (329)	14 13/32 (366)	2 11/16 (68)	2 9/32 (58)	3 3/8 (86)	3 7/16 (87)

**Notes:**

1. Material: Heavy duty extruded aluminum frame and spacers. Corrosion resistant steel pattern controllers.
2. Maximum section length is 72" (1823) by default. 96" (2438) and 120" (3048) are available as options. Lengths longer than the maximum section length are furnished in multiple sections with alignment strips, the number and size determined by the factory.
3. Adjustable pattern controllers are on 24" (610) centers.
4. MI Mill finish is standard on frame/border C with an AW Appliance White finish on frame/border A and center tee on the 2 slot model. Pattern controllers and interior surfaces are black.
5. Integral hanger brackets on 24" (610) centers. See separate submittal for optional mounting hardware and accessories.

**Options:**

- SP Special Finish \_\_\_\_\_.

**Overall Length and End Cap Position**

	E	L
<input type="checkbox"/> OO	D	D
<input type="checkbox"/> OC	D - 1/16 (2)	D - 1/16 (2)
<input type="checkbox"/> CC	D - 1/8 (3)	D - 1/8 (3)

**SCHEDULE TYPE**

**PROJECT**

**ENGINEER**

**CONTRACTOR**

Dimensions are in inches (mm).

**DATE**

**B SERIES**

**SUPERSEDES**

**DRAWING NO.**

3 - 3 - 22

FL

9 - 26 - 18

FLH-2C