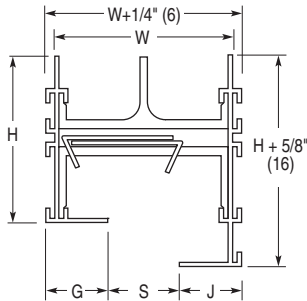




FLOWLINE™ LINEAR SLOT DIFFUSERS
ARCHITECTURAL • ALUMINUM
HORIZONTAL HIGH THROW PATTERN CONTROLLERS
MODEL SERIES: FLH TYPE GJ

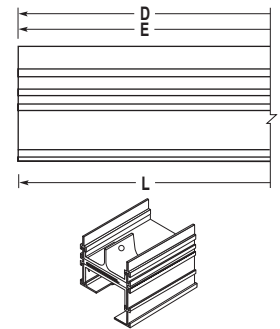
One Slot

- Type GJ Exposed/Concealed Offset Frame**
- Drywall (ceiling, wall)

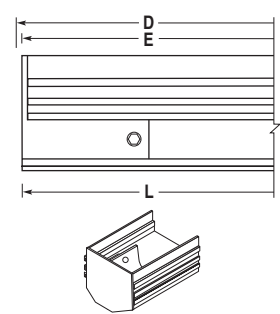


End Condition

O Open End



C Flat End Cap



Dimensional Data - Imperial (Metric) Units

Model	S Slot Width	1 Slot W	G Border Width	J Border Width	H Height
FLH10	1 (25)	2 1/2 (64)	7/8 (22)	7/8 (22)	2 3/8 (60)
FLH15	1 1/2 (38)	3 1/2 (89)	1 1/8 (29)	1 1/8 (29)	2 5/8 (67)
FLH20	2 (51)	4 1/2 (114)	1 3/8 (35)	1 3/8 (35)	2 7/8 (73)
FLH25	2 1/2 (64)	5 1/2 (140)	1 5/8 (41)	1 5/8 (41)	3 1/8 (79)
FLH30	3 (76)	6 1/2 (165)	1 7/8 (48)	1 7/8 (48)	3 3/8 (86)

Overall Length and End Cap Position

	E	L
<input type="checkbox"/> OO	D	D
<input type="checkbox"/> OC	D - 1/16 (2)	D - 1/16 (2)
<input type="checkbox"/> CC	D - 1/8 (3)	D - 1/8 (3)

Notes:

1. Material: Heavy duty extruded aluminum frame and spacers. Corrosion resistant steel pattern controllers.
2. Maximum section length is 72" (1823) by default. 96" (2438) and 120" (3048) are available as options. Lengths longer than the maximum section length are furnished in multiple sections with alignment strips, the number and size determined by the factory.
3. Adjustable pattern controllers are on 24" (610) centers.
4. Standard finish is AW Appliance White on exposed frames. Pattern controllers and interior surfaces are black.
5. Integral hanger brackets on 24" (610) centers. See separate submittal for optional mounting hardware and accessories.

Options:

- SP Special Finish _____.

SCHEDULE TYPE

PROJECT

ENGINEER

CONTRACTOR

Dimensions are in inches (mm).

DATE

B SERIES

SUPERSEDES

DRAWING NO.

3 - 3 - 22

FL

8 - 1 - 17

FLH-3B