



**FLOWLINE™ LINEAR SLOT DIFFUSERS**  
 LAY-IN UNITS FOR FLAT T-BAR  
 HORIZONTAL HIGH THROW PATTERN CONTROLLERS  
**MODEL SERIES: FTH**

**Uninsulated Supply Models:**

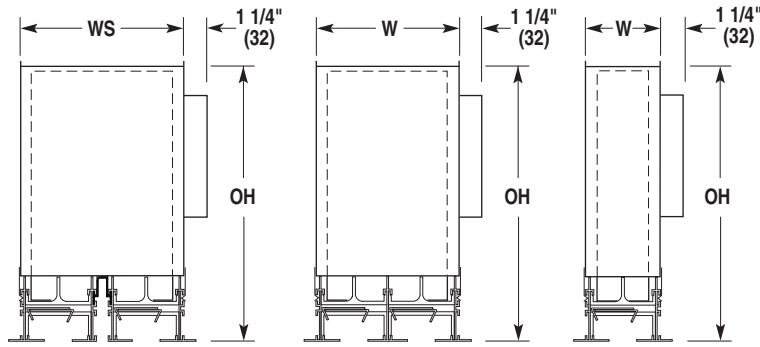
- FTH10 • 1" (25) Slot
- FTH15 • 1½" (38) Slot
- FTH20 • 2" (51) Slot
- FTH25 • 2½" (64) Slot
- FTH30 • 3" (76) Slot

**Internally Supply Insulated Models:**

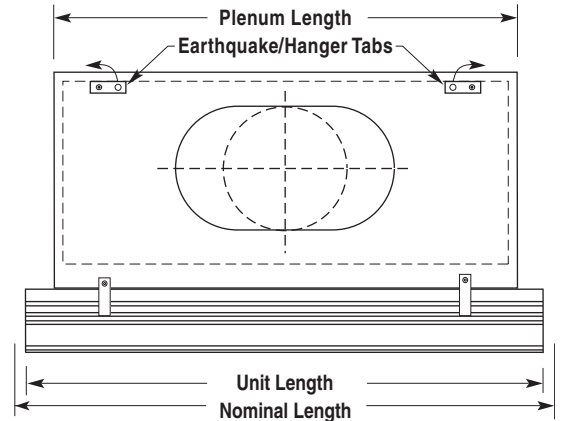
- FTHI10 • 1" (25) Slot
- FTHI15 • 1½" (38) Slot
- FTHI20 • 2" (51) Slot
- FTHI25 • 2½" (64) Slot
- FTHI30 • 3" (76) Slot

**Return Models: No Plenum**

- FTHR10 • 1" (25) Slot
- FTHR15 • 1 1/2" (38) Slot
- FTHR20 • 2" (51) Slot
- FTHR25 • 2 1/2" (64) Slot
- FTHR30 • 3" (76) Slot



Frame / Border Type AAS Straddle Mount      Standard Frame / Border Type AA illustrated

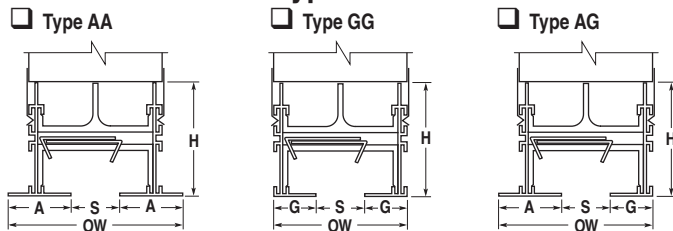


**Dimensional Data (Imperial Grids)**

Nominal Length	Unit Length	Plenum Length	Available Inlet Sizes	
			1 Slot	2 Slot
24 (610)	23 ¾ (603)	20 ¾ (527)	6(152), 8(203) Round	6(152), 8 (203),
48 (1219)	47 ¾ (1213)	44 ¾ (1137)	10 (254), 12 (305),	10 (254), 12 (305),
60 (1524)	59 ¾ (1518)	56 ¾ (1441)	14 (356) Flat Oval*	14 (356) Round

FTH Series Model	1 Slot		2 Slot		
	W	OH	W	WS	OH
FTH(I)10	2 ¾ (70)	12 ¾ (314)	5 ¾ (132)	6 ¼ (154)	18 ¾ (467)
FTH(I)15	3 ¾ (95)	12 ¾ (321)	7 ¾ (183)	8 ¼ (205)	18 ¾ (473)
FTH(I)20	4 ¾ (121)	12 ¾ (327)	9 ¾ (233)	10 ¼ (256)	18 ¾ (479)
FTH(I)25	5 ¾ (146)	13 ¾ (333)	11 ¾ (284)	12 ¼ (306)	19 ¼ (486)
FTH(I)30	6 ¾ (171)	13 ¾ (340)	13 ¾ (335)	14 ¼ (357)	19 ¾ (492)

**FTH Series Border Types. One Slot Units.**

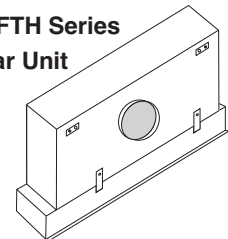


\* Equivalent Oval: 10" (254) = 11" x 7 7/8" (279 x 200);  
 12" (305) = 14 1/8" x 7 7/8" (359 x 200);  
 14" (356) = 17 5/16" x 7 7/8" (440 x 200).

**Dimensional Data - Imperial (Metric) Units**

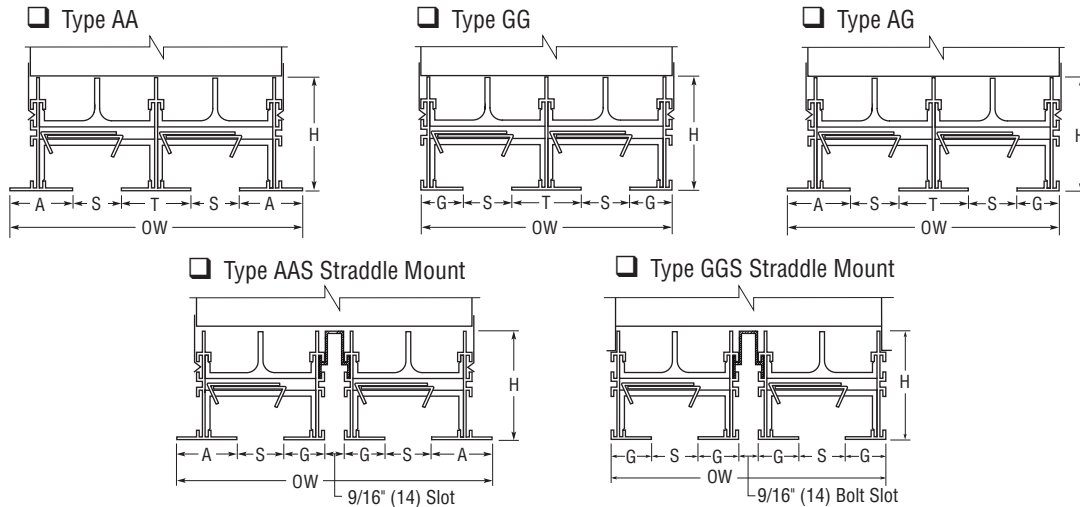
FTH Series Model	S Slot Width	A Border Width	G Border Width	H Height	OW Overall Width for Frame / Border Type		
					AA	GG	AG
FTH(I)10, FTHR10	1 (25)	1 9/32 (33)	7/8 (22)	2 3/8 (60)	3 9/16 (90)	2 3/4 (70)	3 5/32 (80)
FTH(I)15, FTHR15	1 1/2 (38)	1 17/32 (39)	1 1/8 (29)	2 5/8 (67)	4 9/16 (116)	3 3/4 (95)	4 5/32 (106)
FTH(I)20, FTHR20	2 (51)	1 25/32 (45)	1 3/8 (35)	2 7/8 (73)	5 9/16 (141)	4 3/4 (121)	5 5/32 (131)
FTH(I)25, FTHR25	2 1/2 (64)	2 1/32 (52)	1 5/8 (41)	3 1/8 (79)	6 9/16 (167)	5 3/4 (146)	6 5/32 (156)
FTH(I)30, FTHR30	3 (76)	2 9/32 (58)	1 7/8 (48)	3 3/8 (86)	7 9/16 (192)	6 3/4 (171)	7 5/32 (182)

**Flowline™ FTH Series Lay-in T-Bar Unit**

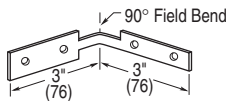


Page 1 of 2  
 Dimensions are in inches (mm).

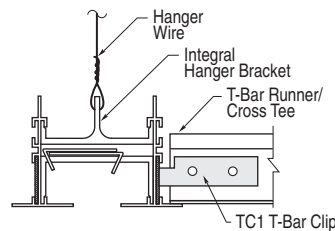
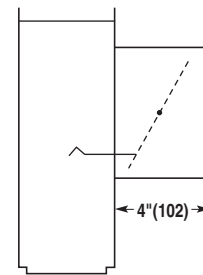
<b>SCHEDULE TYPE</b>			
<b>PROJECT</b>			
<b>ENGINEER</b>	<b>DATE</b>	<b>B SERIES</b>	<b>SUPERSEDES</b>
<b>CONTRACTOR</b>	6 - 17 - 16	FL	10 - 19 - 15
			<b>DRAWING NO.</b> FTH-1

**FTH Series Border Types. Two Slot Units.**

**Dimensional Data - Imperial (Metric) Units**

Model	S Slot Width	A Border Width	G Border Width	H Height	T 2 Slot	OW Overall Width for Frame / Border Type				
						AA	GG	AG	AAS	GGS
FTH(I)10, FTHR10	1 (25)	1 9/32 (33)	7/8 (22)	2 3/8 (60)	1 7/16 (37)	6 (152)	5 3/16 (132)	5 19/32 (142)	6 7/8 (175)	6 1/16 (154)
FTH(I)15, FTHR15	1 1/2 (38)	1 17/32 (39)	1 1/8 (29)	2 5/8 (67)	1 15/16 (49)	8 (203)	7 3/16 (183)	7 19/32 (193)	8 7/8 (225)	8 1/16 (205)
FTH(I)20, FTHR20	2 (51)	1 25/32 (45)	1 3/8 (35)	2 7/8 (73)	2 1/16 (62)	10 (254)	9 3/16 (233)	9 19/32 (244)	10 7/8 (276)	10 1/16 (256)
FTH(I)25, FTHR25	2 1/2 (64)	2 1/32 (52)	1 5/8 (41)	3 1/8 (79)	2 15/16 (75)	12 (305)	11 3/16 (284)	11 19/32 (294)	12 7/8 (327)	12 1/16 (306)
FTH(I)30, FTHR30	3 (76)	2 9/32 (58)	1 7/8 (48)	3 3/8 (86)	3 7/16 (87)	14 (356)	13 3/16 (335)	13 19/32 (345)	14 7/8 (378)	14 1/16 (357)

**Optional Mounting Hardware**
 **TC1 T-Bar Clip (Field Formed)**


The TC1 T-Bar Clip is used to attach drop tees to the FlowLine™ assembly.

**Type AA Frame / border illustrated**

 **Optional ID Inlet Damper**

**Notes:**

1. Material: Heavy duty extruded aluminum frame and spacers. Corrosion resistant steel pattern controllers and plenum.
2. The FTH Supply Series are modular units complete with factory mounted engineered plenum for lay-in T-Bar application. Units are supplied with flat end caps.
3. The FTHR Return Series are modular units for lay-in T-Bar application and will not include a plenum. Units are supplied with flat end caps.

4. Adjustable pattern controllers on 24" (610) centers.
5. Standard finish is AW Appliance White baked enamel on exposed frames with black pattern controllers and interior surfaces.

**Options:**

- 
- SP Special Finish \_\_\_\_\_

**SCHEDULE TYPE**
**PROJECT**
**ENGINEER**
**CONTRACTOR**

 Page 2 of 2  
 Dimensions are in inches (mm).

**DATE**
**B SERIES**
**SUPERSEDES**
**DRAWING NO.**

6 - 17 - 16

FL

10 - 19 - 15

FTH-1