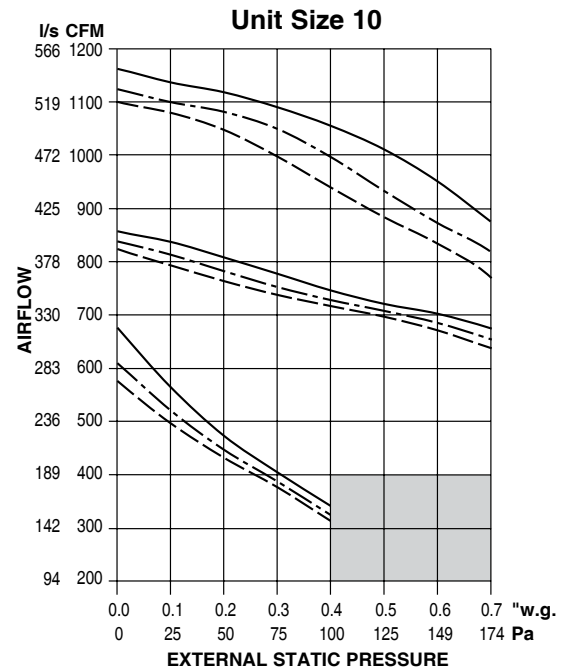
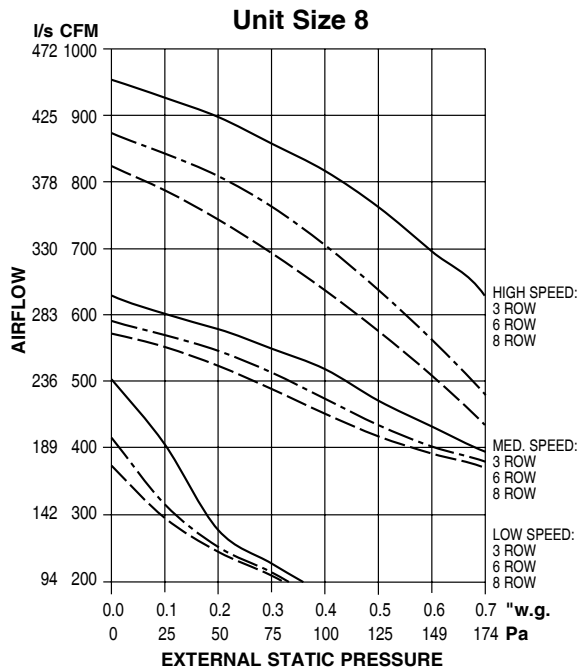
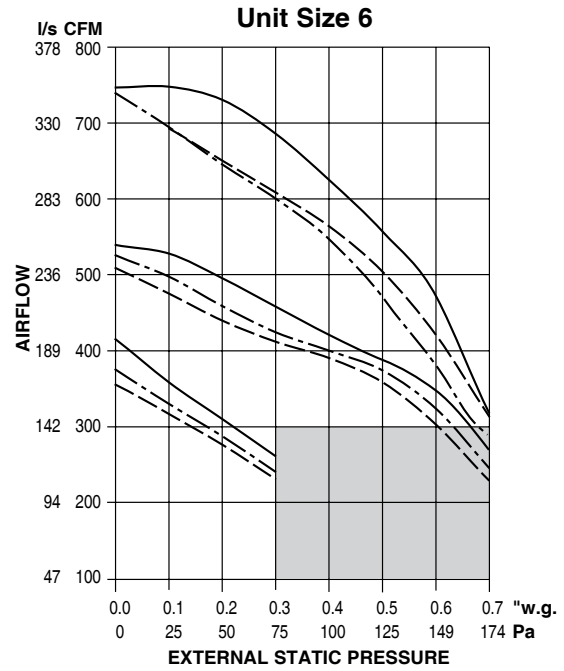
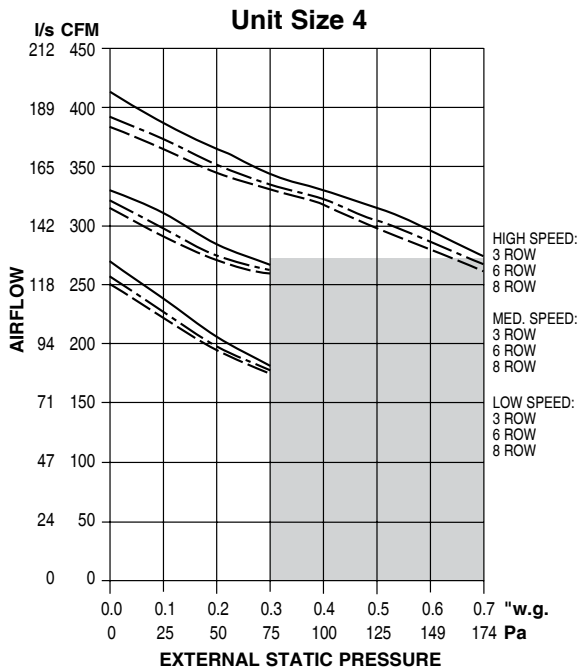


Model Series 35FH • 3-Speed ECM Fan Performance Curves

Airflow vs. External Static Pressure

B

HORIZONTAL FAN COIL UNITS • DUCTED



3-Speed ECM Motor Fan Notes:

1. Fan coil units equipped with 3-speed ECM Motors have separate taps (High, Medium and Low) which provide variable horsepower outputs. Commonly, units are selected and sized on a conservative basis and actual airflow and/or external static pressure requirements are lower than specified. When this is the case, the unit fan motor can be run at low or medium speed, reducing power consumption and operating cost.
2. All fan curves shown are for 277 volt single phase 3-speed ECM Motors and include internal losses for cabinet, electric heater and 3, 6 or 8 row water coil.
3. For other coil combinations and type of filters, adjust performance curves based on pressure losses or use Selectworks.
4. Operation within shaded area not predictable.
5. Filter pressure drops table shown on page B28.