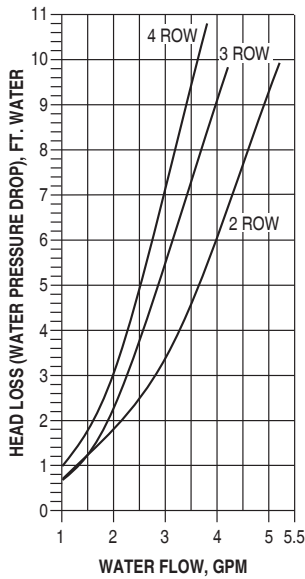
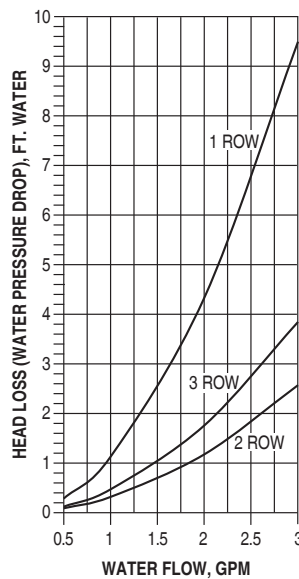


Model Series 42V • Coil Performance Data • Pressure Drop Unit Size 4

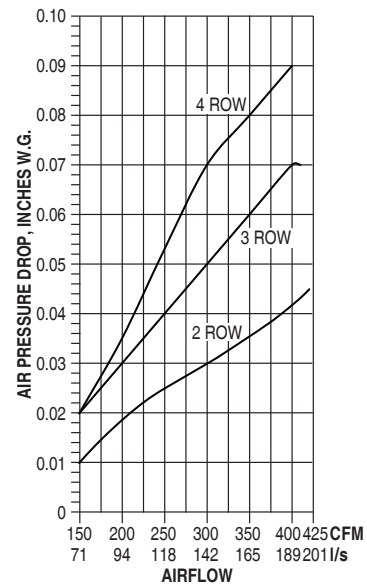
Chilled Water Pressure Drop



Hot Water Pressure Drop

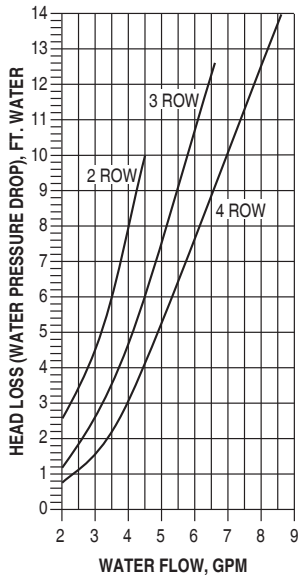


Chilled and Hot Water Air Pressure Drop

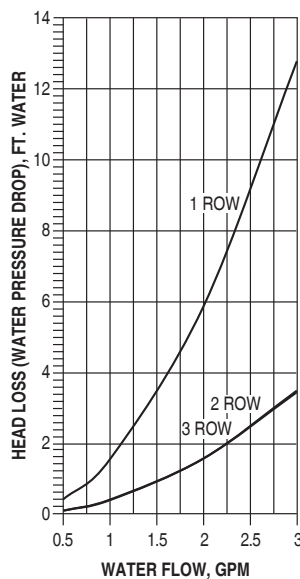


Unit Size 6

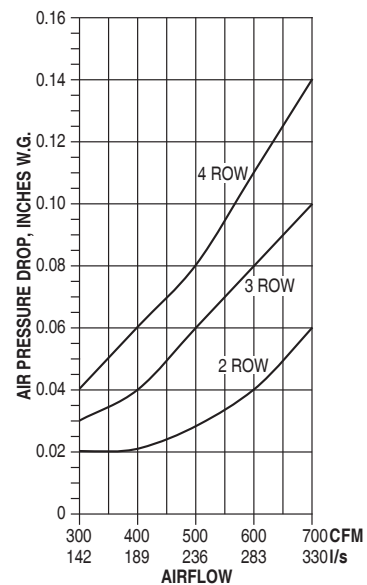
Chilled Water Pressure Drop



Hot Water Pressure Drop



Chilled and Hot Water Air Pressure Drop



METRIC CONVERSION FACTORS:

- Water Flow (liters per second)
 $l/s = gpm \times 0.6309$
- Water Head Loss (kilopascals):
 $kPa = ft. w.g. \times 2.9837$
- Airflow Volume (liters per second)
 $l/s = CFM \times 0.472$
- Air Pressure Drop (Pascals):
 $Pa = in. w.g. \times 248.6$
- Heat (kilowatts):
 $kW = Mbh \times 0.293$
- Air Temperature Rise.
 $ATR = 927 \times \frac{Mbh}{CFM}$
- Water Temp. Drop.
 $WTD = 2.04 \times \frac{Mbh}{GPM}$

D VERTICAL FLOOR/SILL MOUNT FAN COIL • IN ROOM