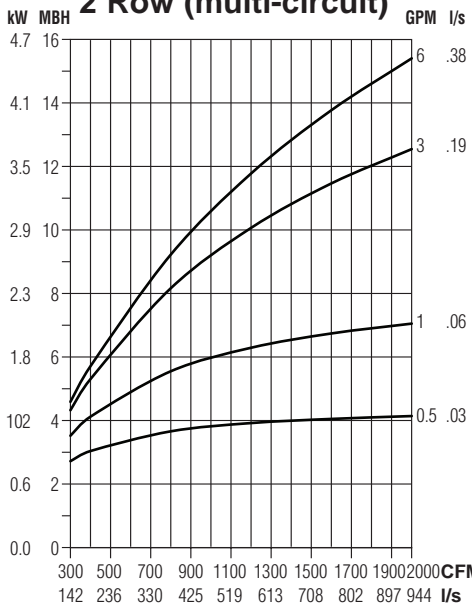


Performance Data • Sensible Chilled Water Coil

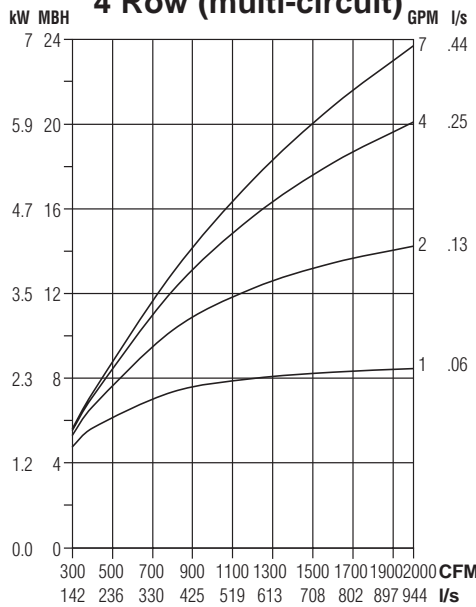
Models: 33SZ, 33SZE, 33SZW • FPCWTU (DOAS) • Series Flow

Unit Size 35 (Low Profile)

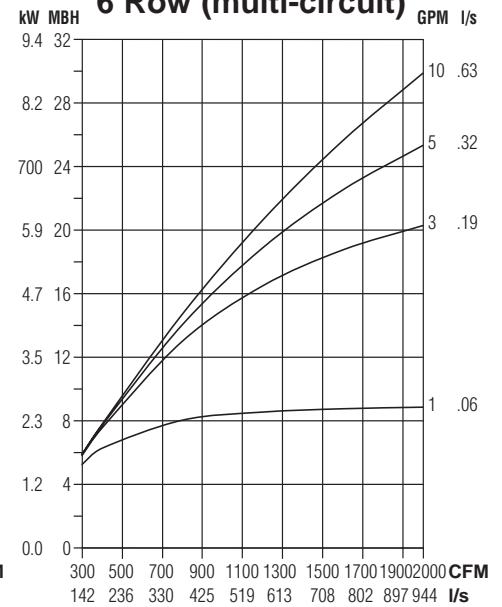
2 Row (multi-circuit)



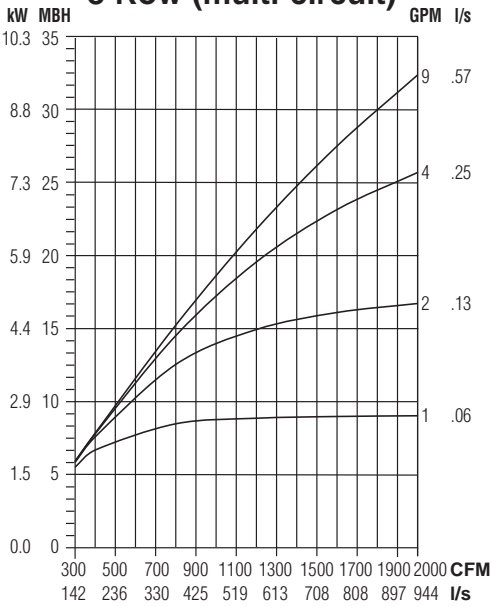
4 Row (multi-circuit)



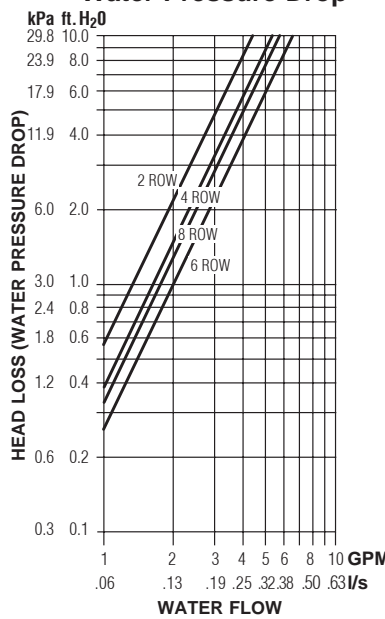
6 Row (multi-circuit)



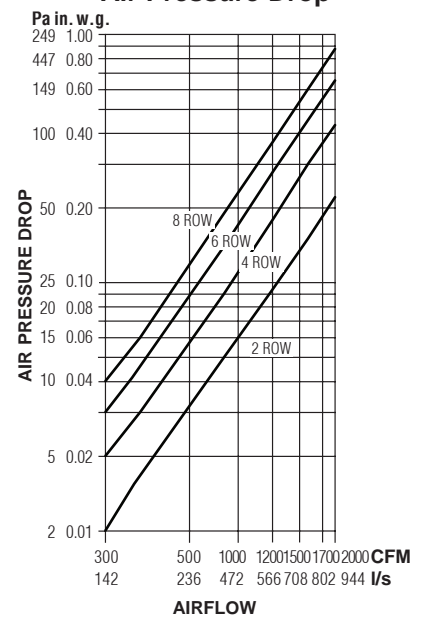
8 Row (multi-circuit)



Water Pressure Drop



Air Pressure Drop



NOTES:

1. Capacities are in MBH (kW), **thousands of Btu per hour (kiloWatts)**.
2. MBH (kW) values are based on:
57°F (32°C) Entering Water Temperature (EWT) and 75°F (42°C) Entering Air
3. Air Temperature Rise.

Temperature (EAT). Entering water temperature must be above return air dew point to prevent condensation.

ATR (°F) = $927 \times \frac{\text{MBH}}{\text{cfm}}$, ATR (°C) = $829 \times \frac{\text{kW}}{\text{l/s}}$

4. Water Temp. Drop.
WTD (°F) = $2.04 \times \frac{\text{MBH}}{\text{GPM}}$, WTD (°C) = $.224 \times \frac{\text{kW}}{\text{l/s}}$
5. Connections: 2, 4, 6 & 8 Row: 7/8" (22) O.D. male solder.

Altitude Correction Factors:

Attitude (ft.)	0	1000	2000	3000	4000	5000	6000	7000
Air Density (lb./cu.ft.)	0.075	0.072	0.070	0.067	0.065	0.063	0.060	0.058
Sensible Capacity	1000	0.960	0.930	0.900	0.860	0.830	0.800	0.700

FAN POWERED TERMINAL UNITS

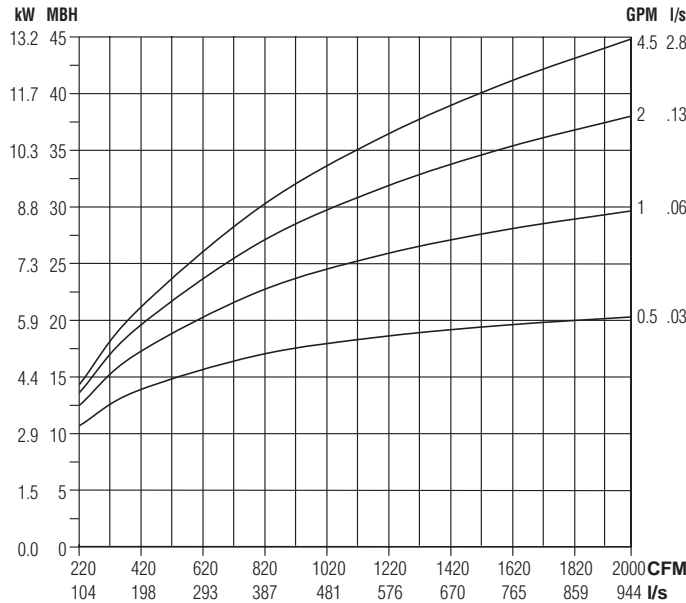


Performance Data • Hot Water Coil

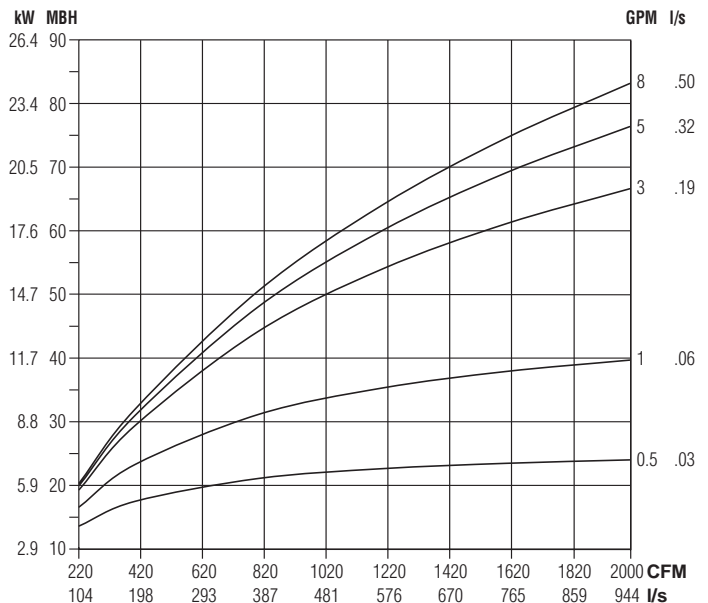
Model: 33SZW • FPCWTU (DOAS) • Series Flow

Unit Size 35 (Low Profile)

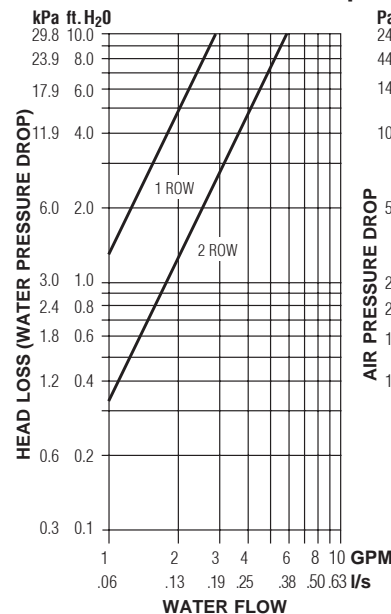
1 Row (multi-circuit)



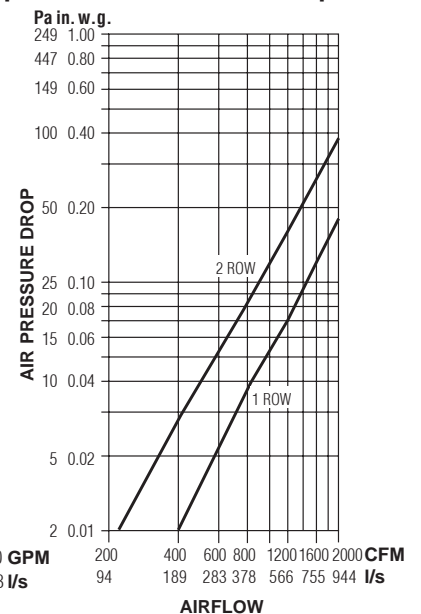
2 Row (multi-circuit)



Water Pressure Drop



Air Pressure Drop



NOTES:

- Capacities are in MBH (kW), *thousands of Btu per hour (kiloWatts)*.
- MBH (kW) values are based on a Δt (temperature difference) of 120°F (67°C) between entering air and entering water. For other Δt 's; multiply the MBH (kW) values by the factors below.

- Air Temperature Rise.
 $ATR (^\circ F) = 927 \times \frac{MBH}{cfm}$, $ATR (^\circ C) = 829 \times \frac{kW}{l/s}$
- Water Temp. Drop.
 $WTD (^\circ F) = 2.04 \times \frac{MBH}{GPM}$, $WTD (^\circ C) = .224 \times \frac{kW}{l/s}$
- Connections: 1 Row 1/2" (13) and 2 Row 7/8" (22); O.D. male solder.

Altitude Correction Factors:

Altitude ft. (m)	Sensible Heat Factor
0 (0)	1.00
2000 (610)	0.94
3000 (914)	0.90
4000 (1219)	0.87
5000 (1524)	0.84
6000 (1829)	0.81
7000 (2134)	0.78

Correction factors at other entering conditions:

Δt °F (°C)	50 (28)	60 (33)	70 (39)	80 (44)	90 (50)	100 (56)	110 (61)	120 (67)	130 (72)	140 (78)	150 (83)
Factor	.417 (.418)	.500 (.493)	.583 (.582)	.667 (.657)	.750 (.746)	.833 (.836)	.917 (.910)	1.00 (1.00)	1.08 (1.08)	1.17 (1.16)	1.25 (1.24)