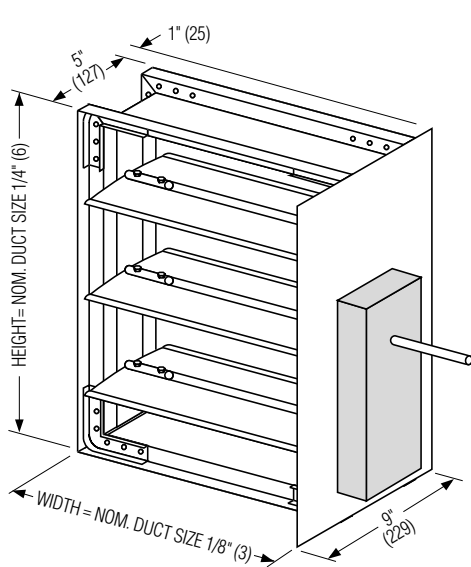
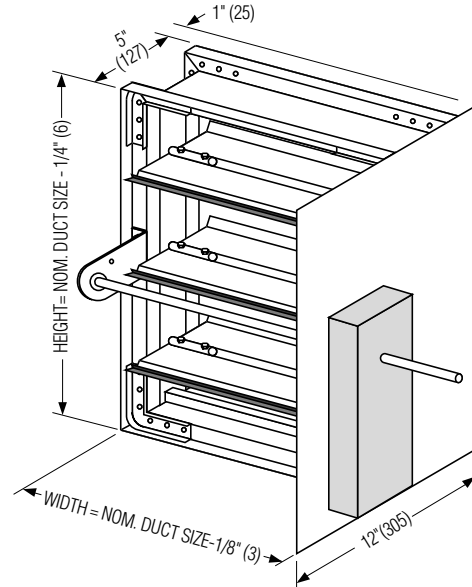




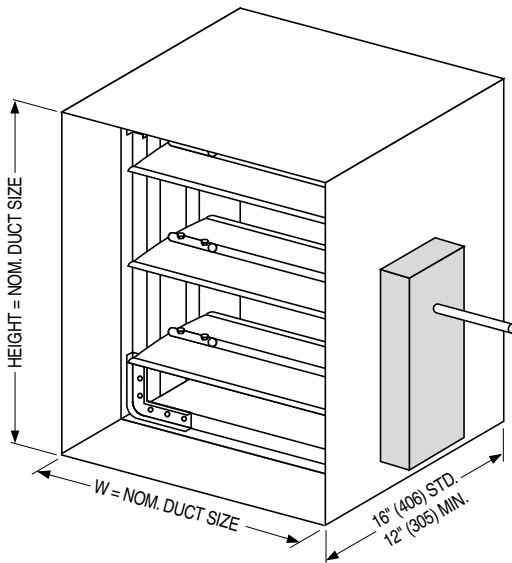
**SMP SIDE ACTUATOR MOUNTING PLATE
AND TYPE 'A' SLEEVE DETAIL
SMOKE DAMPERS
MODEL SERIES: 1210, 1260 AND 1280**



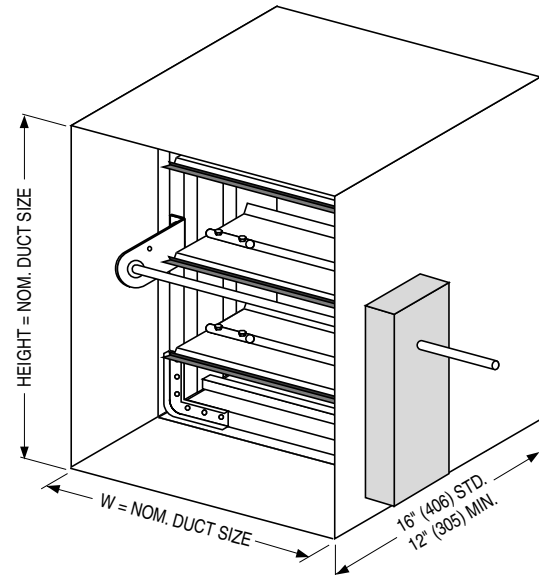
**SMP SIDE ACTUATOR MOUNTING PLATE
DIRECT DRIVE MODELS**



**SMP SIDE ACTUATOR MOUNTING PLATE
JACKSHAFT DRIVE MODELS**



**TYPE 'A' SLEEVE
DIRECT DRIVE MODELS**



**TYPE 'A' SLEEVE
JACKSHAFT DRIVE MODELS**

NOTE:

Smoke Dampers shall be installed in accordance with NFPA 90A, latest edition and Nailor installation instructions – see IOM-SDINST. Dampers must be installed within 24" (610) of the smoke barrier to conform with installation requirements.

SCHEDULE TYPE:		Dimensions are in inches (mm).			
PROJECT:					
ENGINEER:	DATE	B SERIES	SUPERSEDES	DRAWING NO.	
CONTRACTOR:	11 - 4 - 13	1200	9-00R/1200-11	SMP-SL-1	