

LOUVERED FACE — RETURN AIR

45° DEFLECTION, 3/4" (19) BLADE SPACING

The blades are fixed at a 45° angle. This grille is vision proof when installed in a low or high sidewall location with grille blade deflection facing away from the line of sight. In addition, a diverse selection of mounting frames are available to suit many suspended ceiling designs.

Aluminum – Models 5145V, 5145H Page F28

Suffix '-O' adds a steel OBD

Suffix '-OA' adds an aluminum OBD

Aluminum – Fineline® – Model 5145F Page F31

Suffix '-O' adds a steel OBD

Suffix '-OA' adds an aluminum OBD

Steel – Models 6145V, 6145H Page F34

Suffix '-O' adds a steel OBD

Steel – Fineline® – Model 6145F Page F36

Suffix '-O' adds a steel OBD

Stainless Steel – Models 6745V, 6745H Page F39

Suffix '-O' adds a stainless steel OBD



Models 6145H, 6745H



Models 5155H, 6755H

45° DEFLECTION, 1/2" (13) BLADE SPACING

The blades are fixed at a 45° angle. This grille is vision proof when installed in a low or high sidewall location with the grille blade deflection facing away from the line of sight, and when viewed from straight ahead. In addition, a diverse selection of mounting frames are available to suit many suspended ceiling designs.

Aluminum – Models 5155V, 5155H Page F32

Suffix '-O' adds a steel OBD

Suffix '-OA' adds an aluminum OBD

Steel – Models 6155V, 6155H Page F37

Suffix '-O' adds a steel OBD

Stainless Steel – Models 6755V, 6755H Page F40

Suffix '-O' adds a stainless steel OBD

0° DEFLECTION, 3/4" (19) BLADE SPACING

The blades are fixed at 0°. Their appearance complements the supply grilles and registers of the same series. In addition, a diverse selection of mounting frames are available to suit many suspended ceiling designs.

Aluminum – Models 51FV, 51FH Page F29

Suffix '-O' adds a steel OBD

Suffix '-OA' adds an aluminum OBD

Steel – Models 61FV, 61FH Page F35

Suffix '-O' adds a steel OBD

Stainless Steel – Models 67FV, 67FH Page F39

Suffix '-O' adds a stainless steel OBD



Models 51FH, 67FH

EXCLUSIVE WARRANTY FOR NAILOR STEEL GRILLES, REGISTERS AND DIFFUSERS

LIMITED WARRANTY – SERIES 61C, 6100, 61EC, 61F, RNS, RNS2,
UNI, 4300, 6500, 7500 AND 61CC

Nailor Industries Inc. ('Nailor') warrants to the original and each subsequent owner of a new Nailor Series Grille, Register or Ceiling Air Diffuser in the model series titled above, constructed of corrosion-resistant steel with a factory applied paint finish that should rust become visible on the exposed portion of any individual product covered by this agreement Nailor will replace the rusted unit. Any diffuser affected by chemicals or misuse, including, without limitation, the failure to perform reasonable and necessary maintenance, will not be covered by this warranty. This warranty is for sixty (60) months from the date of the shipment by Nailor.

This warranty gives you specific legal rights and you may also have other rights which vary from state to state.

The rusted unit will be shipped by the owner at its cost to Nailor for replacement. The cost of the replacement, including the cost of shipment to the owner, but excluding any costs for either the removal or preparation for shipment of the rusted unit and the re-installation of the replacement unit, will be borne by Nailor. A reasonable time should be allowed after shipment to Nailor for the replacement of the rusted unit.

This is the only warranty given with the purchase. Any warranties implied by law are limited to sixty (60) months from the date of shipment by Nailor. Nailor neither assumes nor authorizes any person to assume for it any other liability in connection with any diffuser covered by this agreement.

No payment or other compensation will be made for indirect or consequential damage such as, damage or injury to person or property or loss of revenue or profit which might be paid, incurred or sustained by reason of the use or inability to use a Nailor product listed above, even if such loss or damage could have been foreseen by Nailor.

Some states do not allow the exclusion of limitation of incidental or consequential damages or limitation on how long an implied warranty lasts, so the above may not apply to you.

ALUMINUM RETURN GRILLES AND REGISTERS

- FIXED 45° OR 0° BLADE DEFLECTION
- 3/4" (19) SPACING

Models:

5145H, 5145V, 51FH and 51FV

- Suffix '-O' adds a steel opposed blade damper
- Suffix '-OA' adds an aluminum opposed blade damper



Model 5145H

Models 5145H and 51FH Return Grilles and Registers have fixed horizontal blades (parallel to width/first specified dim.) spaced on 3/4" (19) centers with 45° or 0° straight face deflection.

Models 5145V and 51FV Return Grilles and Registers have fixed vertical blades (parallel to height/second specified dim.) spaced on 3/4" (19) centers with 45° or 0° straight face deflection. Their appearance complements the supply grilles and registers in the 5100 Series.

The streamlined blades and open spacing maintain an effective free area average capacity of over 50% for 45° and 75% for 0°, which minimizes intake velocity, reduces inlet pressure and provides quiet operation. The smooth blade shapes do not accumulate lint and plug up. Deflected blade grilles installed in a low or high side wall location are vision-proof with the grille deflection facing away from the line of sight.

The design features a concealed rear reinforcing blade support mullion on 45° models. The grille therefore has a continuous louvered blade appearance with no visible face mullions on all single section sizes, thereby offering superior architectural appearance.

Frame/Border Type S Surface Mount – This style has a flanged frame with an overall face dimension that is 1 3/4" (44) larger than the listed duct size. It is furnished as standard with countersunk screw holes and mounting screws.

Frame/Border Type L Lay-in T-Bar – This style is similar to above, but is sized on the overall face dimension to suit standard lay-in T-Bar ceiling modules and is supplied less screw holes. It is the model of choice for ducted return air applications. The nominal duct size is 2" (51) smaller than the ceiling module. When installed, the frame/border is partially visible within the perimeter of the ceiling opening and provides a visually appealing architectural finish.

Frame/Border Type A Lay-in T-Bar, Concealed Angle Frame – This style has a narrow corrosion-resistant steel frame that surrounds the core and is invisible when installed in standard lay-in T-Bar ceilings. It is suited for non-ducted plenum return air applications. This frame also permits the attachment of an optional opposed blade damper.

Panel mounting is also available in an assortment of styles to suit most other ceiling types. Refer to page number F192 in the Options and Accessories section for further information.

STANDARD FEATURES:

- Frame/border Type S has 1 1/4" (32) wide face border with a 1" (25) overlap margin standard, furnished with countersunk screw holes and mounting screws.

NF Narrow Frame with 1" (25) face border optional. Concealed mounting is optional.

- Rigid, heavy gauge extruded frames with reinforced mitered corners.
- Streamlined shaped extruded blades on 3/4" (19) centers. Blades positively hold deflection setting under all conditions of velocity and pressure.

- Available in sizes from 4" x 4" to 48" x 48" (102 x 102 to 1219 x 1219) in single section construction. Multiple section assemblies are available.

CONSTRUCTION MATERIAL:

- High quality, extruded aluminum construction.
- Steel or aluminum integral dampers are opposed blade design with screwdriver slot operator.

FINISH OPTIONS:

- AW Appliance White finish is standard. Other finishes are available.

FASTENING OPTIONS:

- Type A Screw Holes (default)
- Type C Concealed Mounting Straps
- Type N None

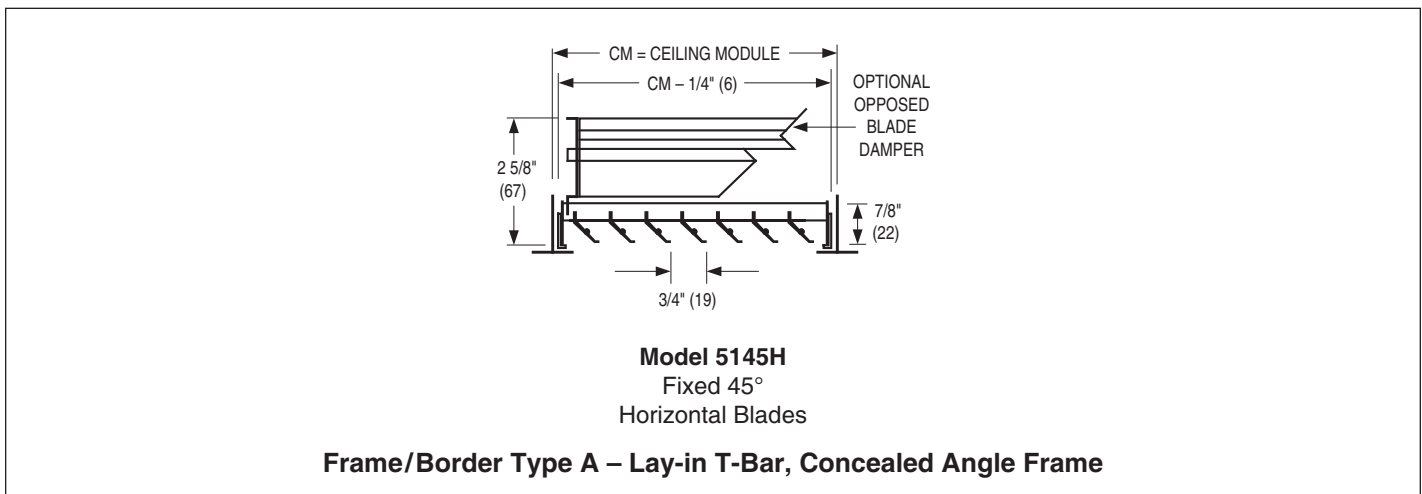
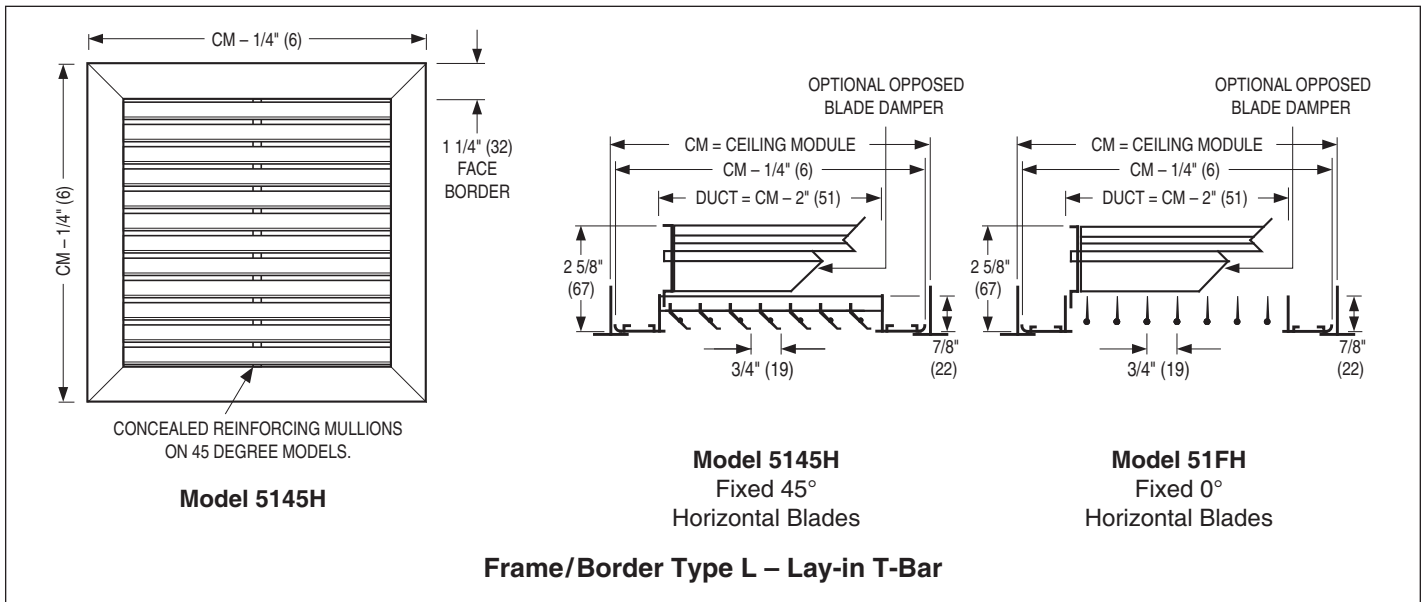
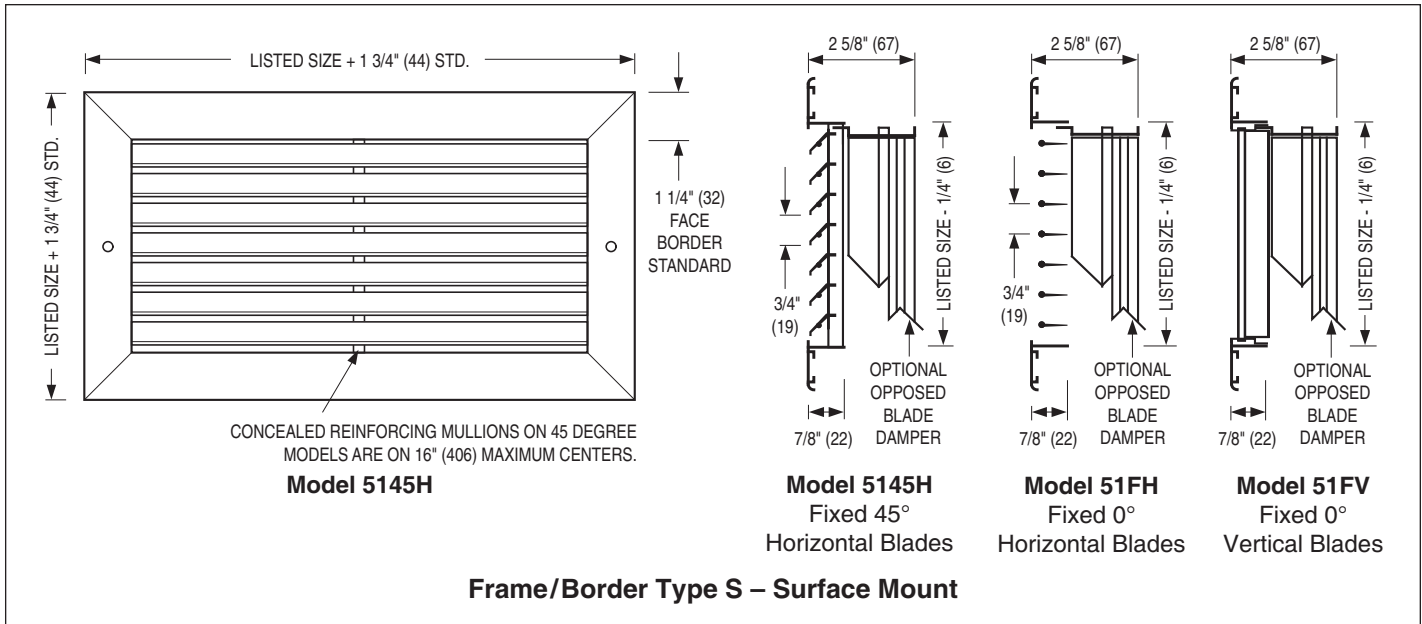
OPTIONS AND ACCESSORIES:

- IS Insect Screen
- PF Plaster Frame
- GK Foam Gasket
- EQT Earthquake Tabs

For additional options and accessories, see page F191.

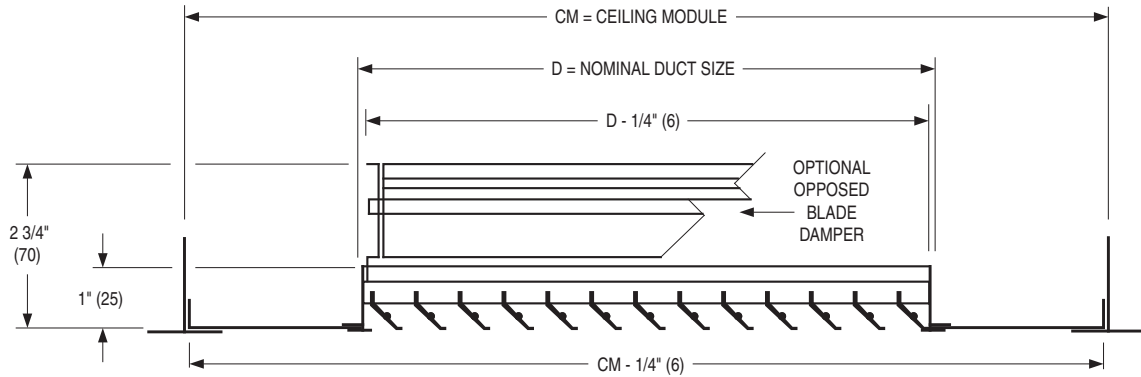
DIMENSIONAL DATA:

5100 SERIES RETURN 3/4" (19) BLADE SPACING

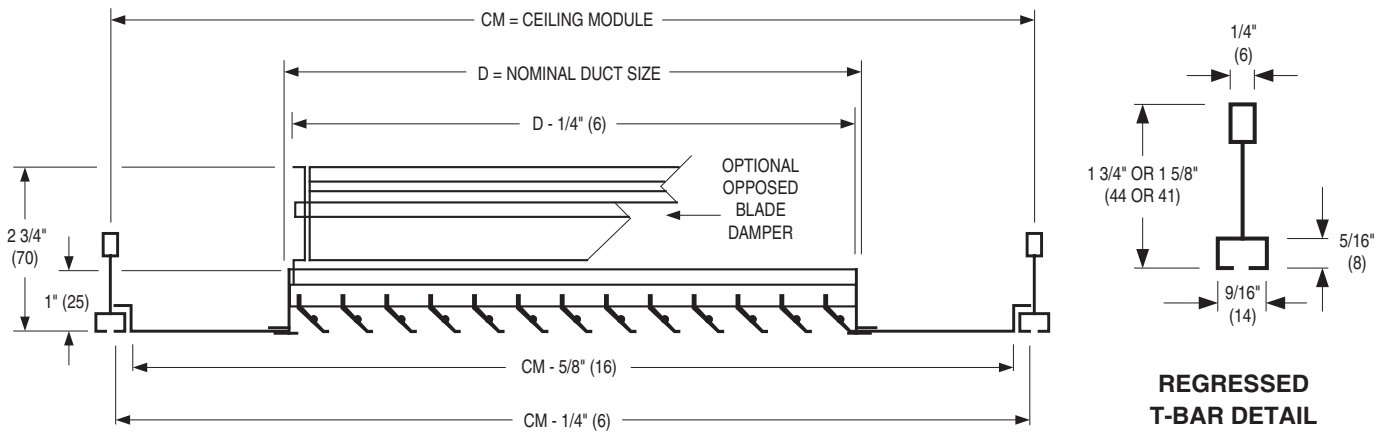


DIMENSIONAL DATA:

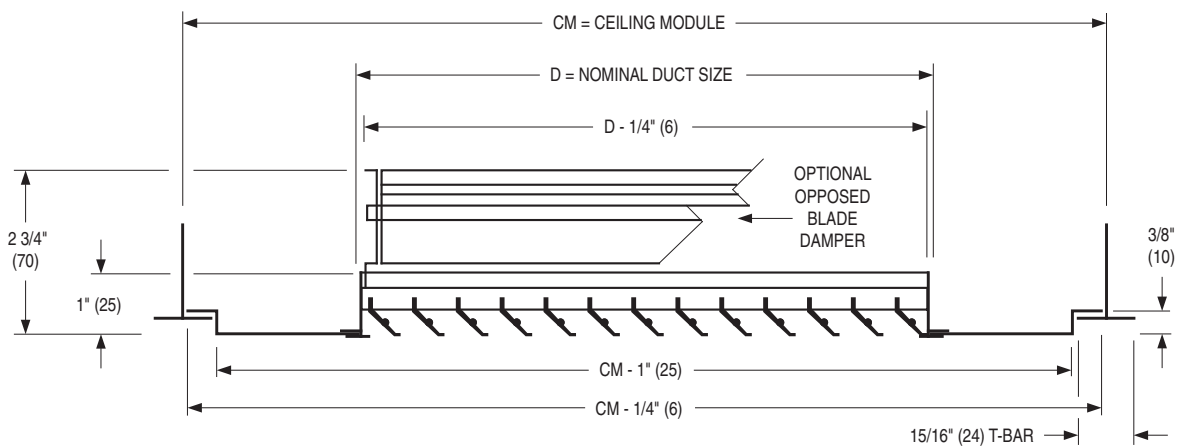
5100 SERIES RETURN 3/4" (19) BLADE SPACING



Frame/Border Type PLS or PLA – Panel Mounted – Lay-in T-Bar Type



Frame/Border Type FPS or FPA – Panel Mounted Lay-in – Narrow Regressed T-Bar Type



Frame/Border Type TPS or TPA – Tegular Panel Mounted – Lay-in T-Bar Type

Ceiling Module Size (Use only for Panel Mounting, Frame/Border Types PL, SP, MP, FP, TP)

Imperial Modules	Imperial Units (in.)	24 x 12	20 x 20	24 x 12	24 x 24	36 x 12	36 x 24	48 x 12	48 x 24
Metric Modules	S.I. Units (mm)	600 x 300	500 x 500	600 x 300	600 x 600	900 x 300	900 x 600	1200 x 300	1200 x 600


ALUMINUM RETURN GRILLES AND REGISTERS

- FIXED 45° BLADE DEFLECTION
- 3/4" (19) SPACING
- FINELINE®
- FULL FACE

Model:

5145F

- Suffix '-O' adds a steel opposed blade damper
- Suffix '-OA' adds an aluminum opposed blade damper



Model 5145F

Model 5145F Return Grilles and Registers have been specially designed for return air applications to integrate and complement "Fineline®" type suspended ceiling systems. It is suited for non-ducted plenum return air applications. The formed, corrosion-resistant steel frame with mitered corners includes a support rail on four sides, which allows for the full area of the ceiling module to be utilized. The grilles have fixed horizontal blades (parallel to width/first specified dim.) spaced on 3/4" (19) centers with 45° face deflection. Their appearance complements the supply grilles and registers in the 5100 series.

The streamlined blades and open spacing maintain an effective free area average capacity of over 50%, which minimizes outlet velocity, reduces pressure drop and assures quiet operation. The smooth blades do not accumulate lint and plug up. The design features a concealed rear reinforcing blade support mullion. The grille therefore has a continuous louvered blade appearance with no visible face mullions on all single section sizes, thereby offering superior architectural appearance.

STANDARD FEATURES:

- Available in ceiling module sizes 24" x 12" and 24" x 24" (610 x 305 and 610 x 610).
- Rigid, streamlined shaped solid blades on 3/4" (19) centers, fixed at 45° and reinforced with concealed mullion.
- Support rail on four sides, allowing full area of the ceiling module to be utilized.

CONSTRUCTION MATERIAL:

- Corrosion-resistant, formed steel frame with mitered corners construction.
- Extruded aluminum blades.
- Optional aluminum or roll-formed steel opposed blade damper with screwdriver slot operator accessible through the face of the register.

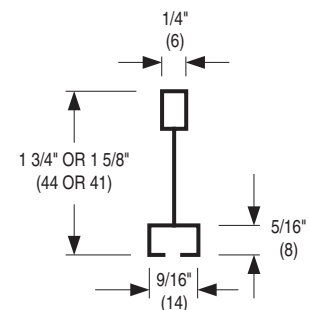
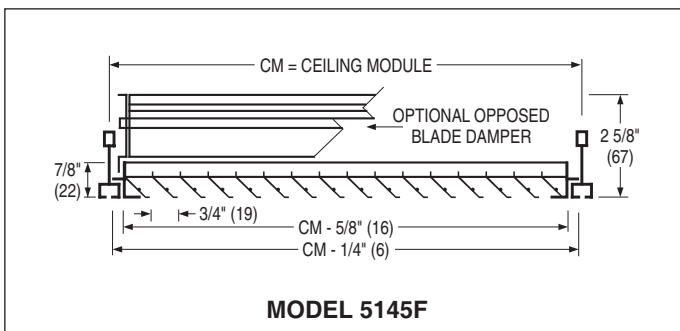
FINISH OPTIONS:

- AW Appliance White finish is standard. Other finishes are available.

OPTIONS AND ACCESSORIES:

- IS Insect Screen
- EQT Earthquake Tabs

For additional options and accessories, see page F191.



REGRESSED T-BAR DETAIL

Imperial Modules		Metric Modules
Imperial Units (in.)	Metric Units (mm)	S.I. Units (mm)
24 x 12	610 x 305	600 x 300
24 x 24	610 x 610	600 x 600

Fineline® is a registered trademark of USG Interiors Inc.


ALUMINUM RETURN GRILLES AND REGISTERS

- LOUVERED FACE
- FIXED 45° BLADE DEFLECTION
- 1/2" (13) SPACING

Models:

5155H and 5155V

- Suffix '-O' adds a steel opposed blade damper
- Suffix '-OA' adds an aluminum opposed blade damper



Model 5155H

Models 5155H and 5155V Return Grilles and Registers have fixed horizontal and vertical blades respectively, spaced on 1/2" (13) centers with a 45° fixed deflection.

The streamlined blades and open spacing maintain a minimum effective free area of 40%, which minimizes intake velocity, reduces inlet pressure and provides quiet operation. The smooth blade shapes do not accumulate lint and plug up.

The 1/2" (13) blade centers on these models provide a return grille for return air or exhaust applications which has a "no see-through" design, not only when the grille is viewed with the blade deflection facing away from the line of sight, but also when viewed from straight ahead.

The design features a concealed rear reinforcing blade support mullion. The grille therefore has a continuous louvered blade appearance with no visible face mullions on all single section sizes, thereby offering superior architectural appearance.

Frame/Border Type S Surface Mount – This style has a flanged frame with an overall face dimension that is 1 3/4" (44) larger than the listed duct size. It is furnished as standard with countersunk screw holes and mounting screws.

Frame/Border Type L Lay-in T-Bar – This style is similar to above, but is sized on the overall face dimension to suit standard lay-in T-Bar ceiling modules and is supplied less screw holes. It is the model of choice for ducted return air applications. The nominal duct size is 2" (51) smaller than the ceiling module. When installed, the frame/border is partially visible within the perimeter of the ceiling opening and provides a visually appealing architectural finish.

Frame/Border Type A Lay-in T-Bar, Concealed Angle Frame – This style has a narrow corrosion-resistant steel frame that surrounds the core and is invisible when installed in standard lay-in T-Bar ceilings. It is suited for non-ducted plenum return air applications. This frame also permits the attachment of an optional opposed blade damper.

Panel mounting is also available in an assortment of styles to suit most other ceiling types. Refer to page number F194 in the Options and Accessories section for further information.

STANDARD FEATURES:

- Frame/border Type S has 1 1/4" (32) wide face border with a 1" (25) overlap margin standard, furnished with Type A countersunk screw holes and mounting screws.

Narrow Frame with 1" (25) face border optional.

- Rigid, heavy gauge extruded frames with reinforced mitered corners.

- Streamlined shaped solid blades on 1/2" (13) centers. Blades positively hold deflection setting under all conditions of velocity and pressure.

- Available in sizes from 4" x 4" to 48" x 48" (102 x 102 to 1219 x 1219).

CONSTRUCTION MATERIAL:

- High quality, extruded aluminum construction.

- Steel or aluminum integral dampers are opposed blade design with screwdriver operator.

FINISH OPTIONS:

- AW Appliance White finish is standard. Other finishes are available.

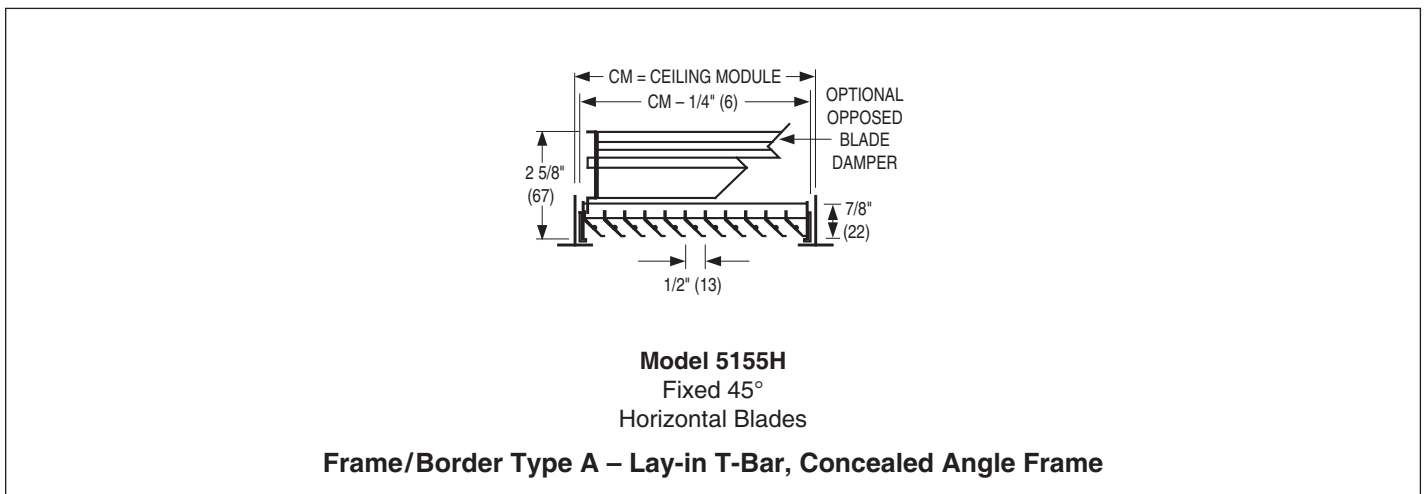
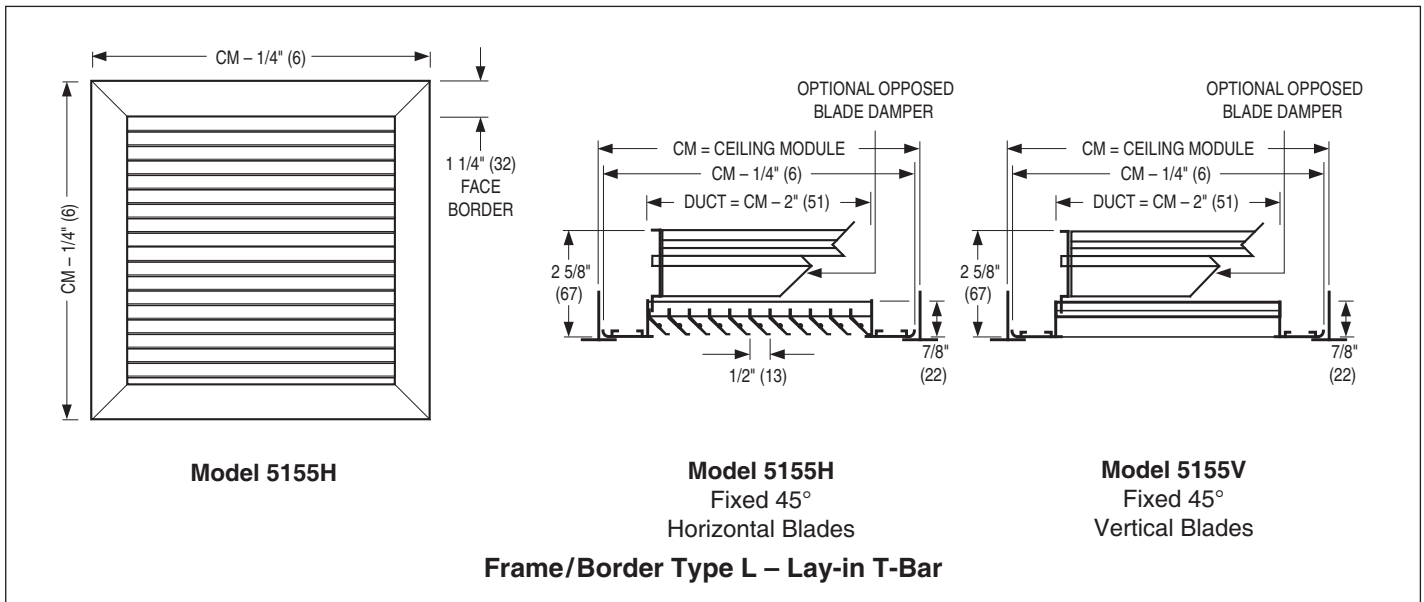
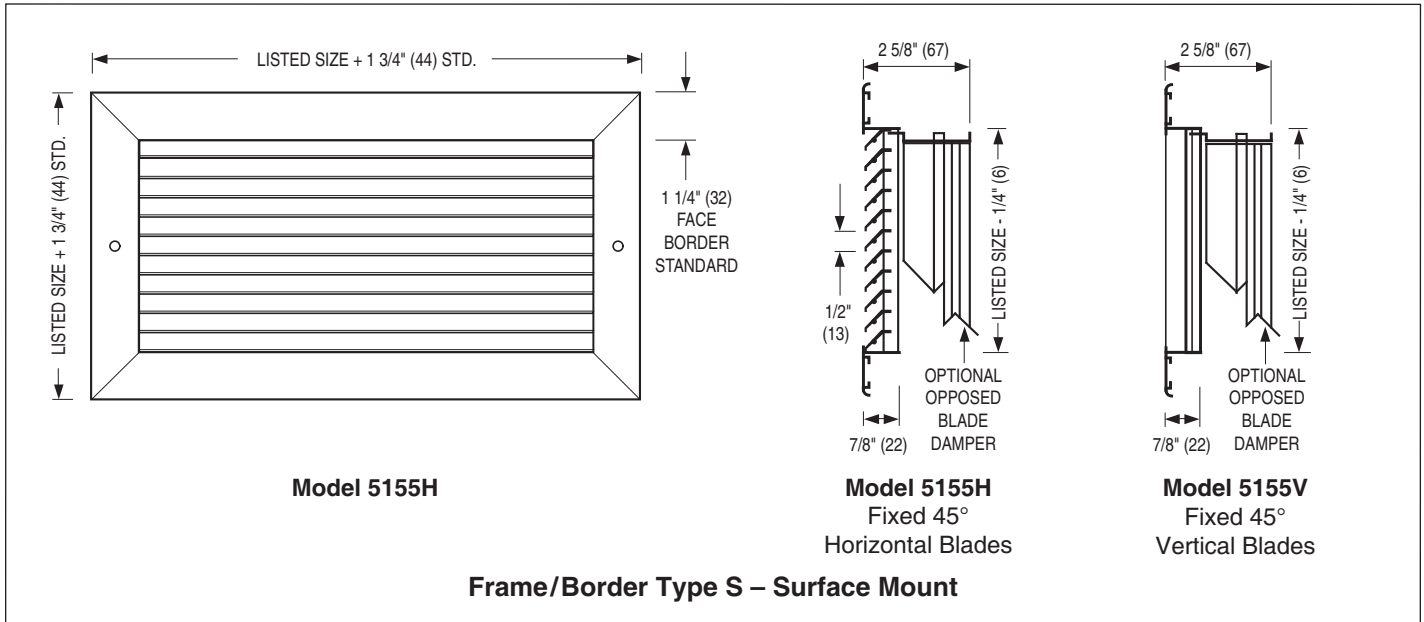
OPTIONS AND ACCESSORIES:

- IS Insect Screen
- PF Plaster Frame
- GK Foam Gasket
- EQT Earthquake Tabs

For additional options and accessories, see page F191.

DIMENSIONAL DATA:

5100 SERIES RETURN 1/2" (13) BLADE SPACING




STEEL RETURN GRILLES AND REGISTERS

- FIXED 45° OR 0° BLADE DEFLECTION
- 3/4" (19) SPACING

Models:

6145H, 6145V, 61FH and 61FV

- Suffix '-O' adds a steel opposed blade damper



Model 6145H

Models 6145H and 61FH Return Grilles and Registers have fixed horizontal blades (parallel to width/first specified dimension) spaced on 3/4" (19) centers with 45° or 0° straight face deflection.

Models 6145V and 61FV Return Grilles and Registers have fixed vertical blades (parallel to height/second specified dim.) spaced on 3/4" (19) centers with 45° or 0° straight face deflection. Their appearance complements the supply grilles and registers in the 6100 Series.

The streamlined blades and open spacing maintain a minimum effective free area of 50% for 45° and 75% for 0°, which minimizes intake velocity, reduces inlet pressure and provides quiet operation. The smooth blade shapes do not accumulate lint and plug up. Deflected blade grilles installed in a low or high side wall location are vision-proof with the grille blade deflection facing away from the line of sight. Concealed blade support mullions on 45° models provide a continuous louvered blade appearance on all single section sizes, thereby offering superior architectural appearance.

Frame/Border Type S Surface Mount – This style has a flanged frame with an overall face dimension that is 1 3/4" (44) larger than the listed duct size. It is furnished as standard with countersunk screw holes and mounting screws.

Frame/Border Type L Lay-in T-Bar – This style is similar to above, but is sized on the overall face dimension to suit standard lay-in T-bar ceiling modules and is supplied less screw holes. It is the model of choice for ducted return air applications. The nominal duct size is 2" (51) smaller than the ceiling module. When installed, the frame/border is partially visible within the perimeter of the ceiling opening and provides a visually appealing architectural finish.

Frame/Border Type A Lay-in T-Bar, Concealed Angle Frame – This style has a narrow corrosion-resistant steel frame that surrounds the core and is invisible when installed in standard lay-in T-Bar ceilings. It is suited for non-ducted plenum return air applications. This frame also permits the attachment of an optional opposed blade damper.

Panel mounting is also available in an assortment of styles to suit most other ceiling types. Refer to page number F194 in the Options and Accessories section for further information.

STANDARD FEATURES:

- Frame/border Type S has 1 1/4" (32) wide face border with a 1" (25) overlap margin standard, furnished with countersunk screw holes and mounting screws. Concealed mounting is optional.
- Rigid, roll-formed frames with reinforced mitered corners.
- Streamlined shaped roll-formed blades on 3/4" (19) centers. Blades positively hold deflection setting under all conditions of velocity and pressure.

- Available in sizes from 4" x 4" to 48" x 36" (102 x 102 to 1219 x 914) in single section construction. Multiple section assemblies are available.

CONSTRUCTION MATERIAL:

- Cost effective, corrosion-resistant, steel construction.
- Integral dampers - roll-formed steel blades. Opposed blade design with screwdriver slot operator.

FINISH OPTIONS:

- AW Appliance White finish is standard. Other finishes are available.

FASTENING OPTIONS:

- Type A Screw Holes (default)
- Type C Concealed Mounting Straps
- Type N None

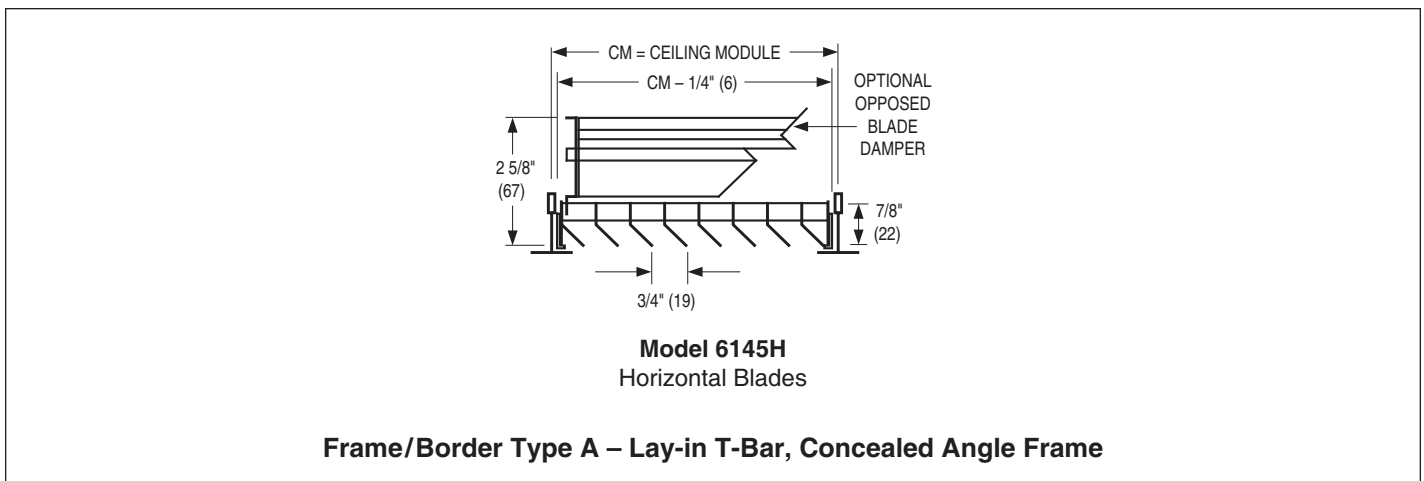
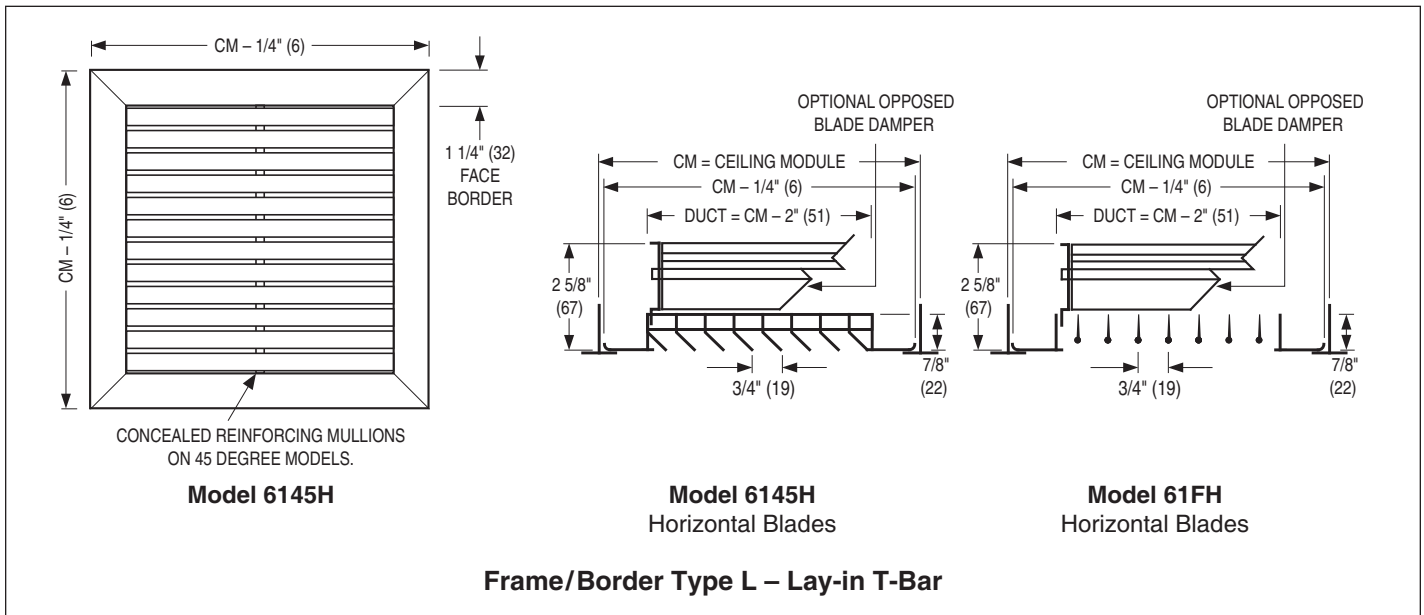
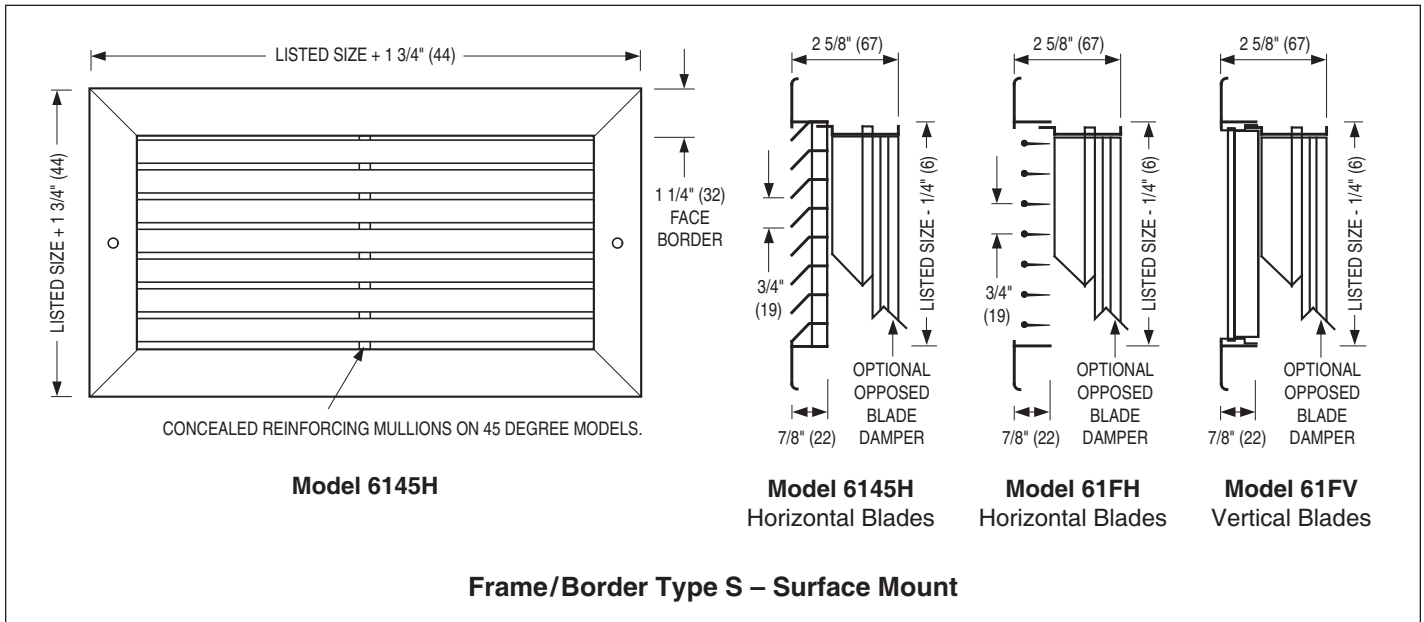
OPTIONS AND ACCESSORIES:

- IS Insect Screen
- PF Plaster Frame
- GK Foam Gasket
- EQT Earthquake Tabs

For additional options and accessories, see page F191.

DIMENSIONAL DATA:

6100 SERIES RETURN 3/4" (19) BLADE SPACING




STEEL RETURN GRILLES AND REGISTERS

- FIXED 45° BLADE DEFLECTION
- 3/4" (19) SPACING
- FINELINE®
- FULL FACE

Model:

6145F

- Suffix '-O' adds a steel opposed blade damper
- Suffix '-OA' adds an aluminum opposed blade damper



Model 6145F

Model 6145F Return Grilles and Registers have been specially designed for return air applications to integrate and complement "Fineline®" type suspended ceiling systems. It is suited for non-ducted plenum return air applications. The formed, corrosion-resistant steel frame with mitered corners includes a support rail on four sides, which allows for the full area of the ceiling module to be utilized. The grilles have fixed horizontal blades (parallel to width/first specified dim.) spaced on 3/4" (19) centers with 45° face deflection. Their appearance complements the supply grilles and registers in the 6100 series.

The streamlined blades and open spacing maintain an effective free area average capacity of over 50%, which minimizes outlet velocity, reduces pressure drop and assures quiet operation. The smooth blades do not accumulate lint and plug up. The design features a concealed rear reinforcing blade support mullion. The grille therefore has a continuous louvered blade appearance with no visible face mullions on all single section sizes, thereby offering superior architectural appearance.

STANDARD FEATURES:

- Available in ceiling module sizes 24" x 12" and 24" x 24" (610 x 305 and 610 x 610).
- Roll-formed blades on 3/4" (19) centers, fixed at 45° and reinforced with concealed mullions on 16" (406) maximum centers.
- Support rail on four sides, allowing full area of the ceiling module to be utilized.

CONSTRUCTION MATERIAL:

- Corrosion-resistant, formed steel frame with mitered corners construction.
- Optional roll-formed steel opposed blade damper has a screwdriver slot or lever operator accessible through the face of the register.

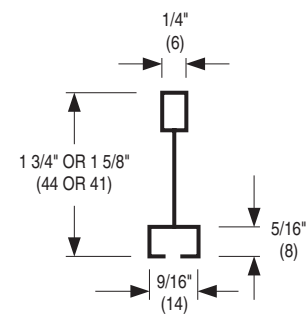
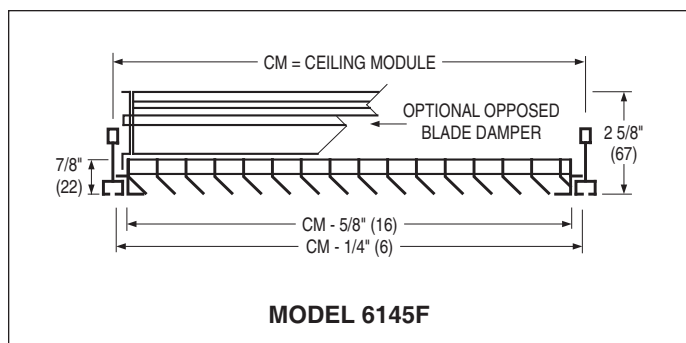
FINISH OPTIONS:

- AW Appliance White finish is standard. Other finishes are available.

OPTIONS AND ACCESSORIES:

- IS Insect Screen
- EQT Earthquake Tabs

For additional options and accessories, see page F191.



REGRESSED T-BAR DETAIL

Imperial Modules		Metric Modules
Imperial Units (in.)	Metric Units (mm)	S.I. Units (mm)
24 x 12	610 x 305	600 x 300
24 x 24	610 x 610	600 x 600

Fineline® is a registered trademark of USG Interiors Inc.


STEEL RETURN GRILLES AND REGISTERS

- LOUVERED FACE
- FIXED 45° BLADE DEFLECTION
- 1/2" (13) SPACING

Models:

6155H and 6155V

- Suffix '-O' adds a steel opposed blade damper



Model 6155H

Models 6155H and 6155V Return Grilles and Registers have fixed horizontal and vertical blades respectively, spaced on 1/2" (13) centers with a 45° fixed deflection.

The streamlined roll-formed blade design features a concealed rear reinforcing mullion for support. The grille therefore has a continuous louvered blade appearance with no visible face mullions on all single section sizes, thereby offering superior architectural appearance. The open design maintains a minimum effective free area of 40%.

The 1/2" (13) blade centers on these models provide a return grille for return air or exhaust applications which has a "no see-through" design, not only when the grille is viewed with the blade deflection facing away from the line of sight, but also when viewed from straight ahead.

Frame/Border Type S Surface Mount – This style has a flanged frame with an overall face dimension that is 1 3/4" (44) larger than the listed duct size. It is furnished as standard with countersunk screw holes and mounting screws.

Frame/Border Type L Lay-in T-Bar – This style is similar to above, but is sized on the overall face dimension to suit standard lay-in T-Bar ceiling modules and is supplied less screw holes. It is the model of choice for ducted return air applications. The nominal duct size is 2" (51) smaller than the ceiling module. When installed, the frame/border is partially visible within the perimeter of the ceiling opening and provides a visually appealing architectural finish.

Frame/Border Type A Lay-in T-Bar, Concealed Angle Frame – This style has a narrow corrosion-resistant steel frame that surrounds the core and is invisible when installed in standard lay-in T-Bar ceilings. It is suited for non-ducted plenum return air applications. This frame also permits the attachment of an optional opposed blade damper.

Frame/Border Type F Narrow Regressed T-Bar – This style has been specially designed for return air applications to integrate with and complement "Fineline®" type suspended ceiling systems. It is suited for non-ducted plenum return air applications. The corrosion-resistant steel frame includes a support rail on four sides, which allows for the full area of the ceiling module to be utilized.

Panel mounting is also available in an assortment of styles to suit most other ceiling types. Refer to page number F194 in the Options and Accessories section for further information.

STANDARD FEATURES:

- Frame/border Type S has 1 1/4" (32) wide face border with a 1" (25) overlap margin standard, furnished with countersunk screw holes and mounting screws.
- Rigid, roll-formed frames with reinforced mitered corners.
- Streamlined shaped roll-formed blades on 1/2" (13) centers. Blades positively hold deflection setting under all conditions of velocity and pressure.

- Available in sizes from 4" x 4" to 48" x 36" (102 x 102 to 1219 x 914) in single section construction. Multiple section assemblies are available.

CONSTRUCTION MATERIAL:

- Cost effective, corrosion-resistant, steel construction.
- Integral dampers - roll-formed steel blades. Opposed blade design with screwdriver slot operator.

OPTIONS AND ACCESSORIES:

- IS Insect Screen
- PF Plaster Frame
- GK Foam Gasket
- EQT Earthquake Tabs

FINISH OPTIONS:

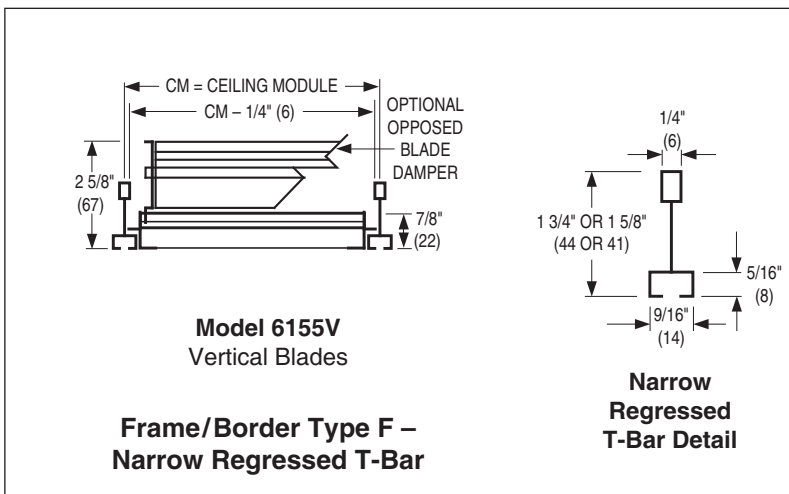
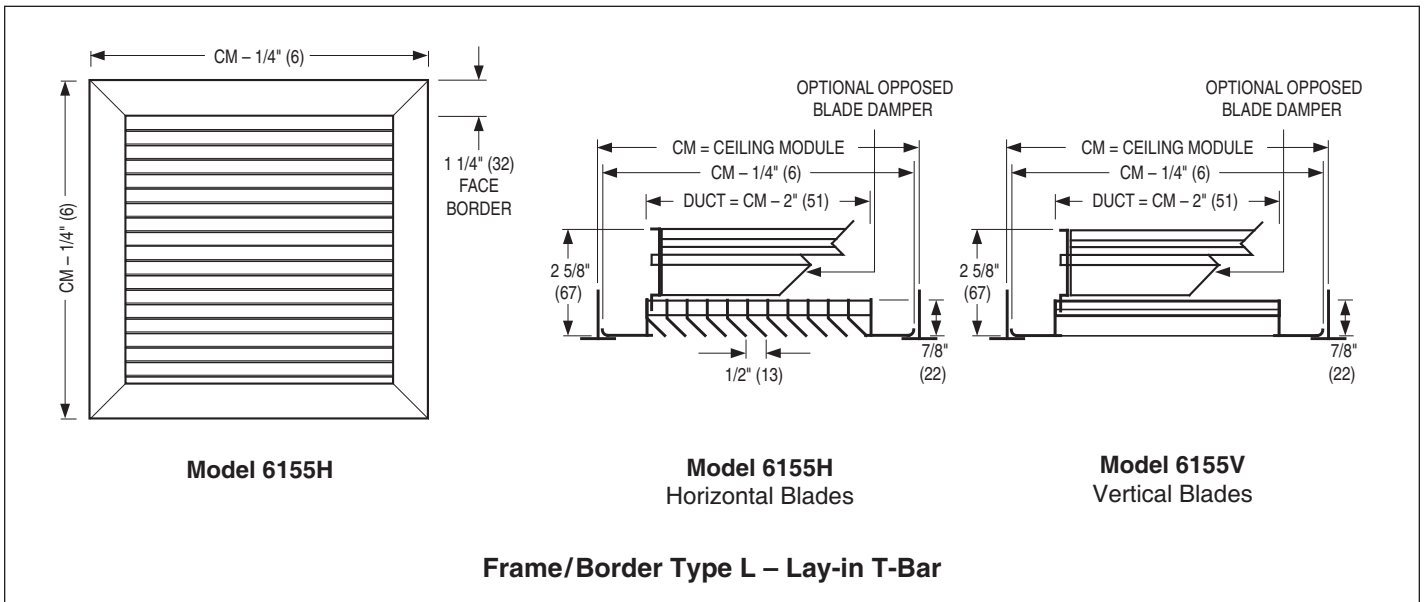
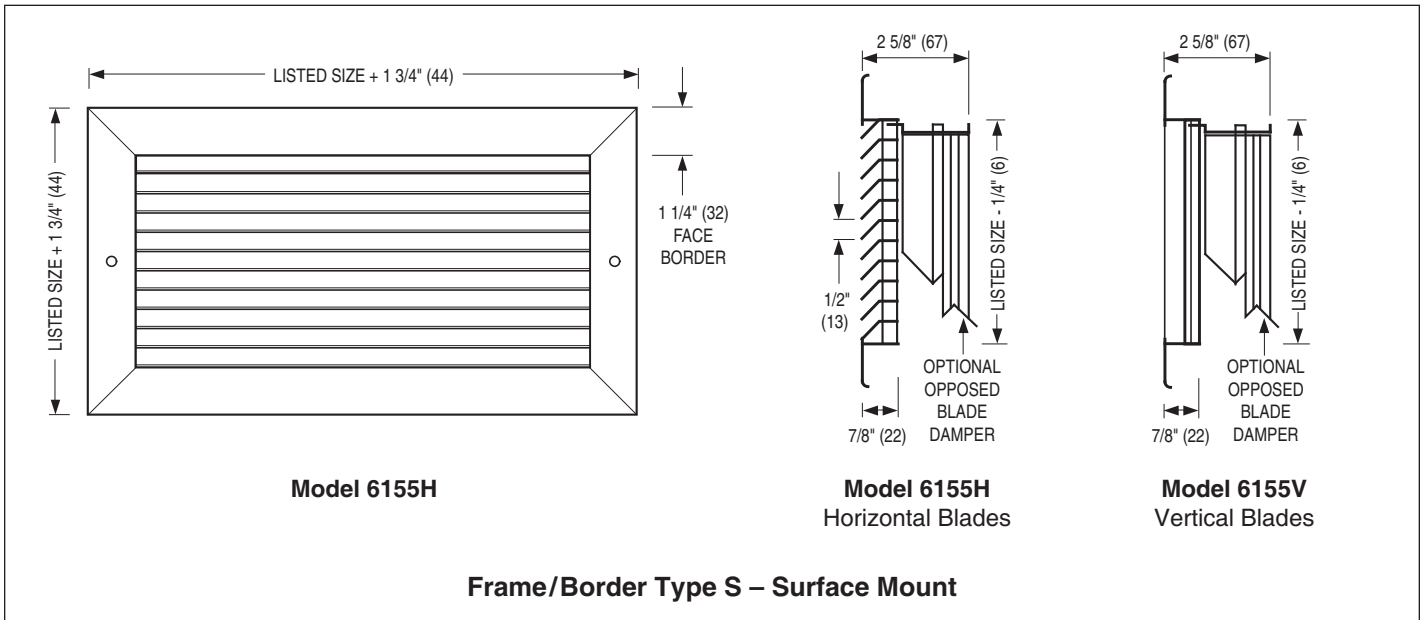
- AW Appliance White finish is standard. Other finishes are available.

DIMENSIONAL DATA:

6100 SERIES RETURN 1/2" (13) BLADE SPACING

GRILLES AND REGISTERS

F



STAINLESS STEEL RETURN GRILLES AND REGISTERS

- FIXED 45° OR 0° BLADE DEFLECTION
- 3/4" (19) SPACING

Models:

6745H, 6745V, 67FH and 67FV

- Suffix '-O' adds a stainless steel opposed blade damper



Model 6745H

Models 6745H and 67FH Return Grilles and Registers have fixed horizontal blades (parallel to width/first specified dim.) spaced on 3/4" (19) centers with 45° or 0° straight face deflection.

Models 6745V and 67FV Return Grilles and Registers have fixed vertical blades (parallel to height/second specified dim.) spaced on 3/4" (19) centers with 45° or 0° straight face deflection. Their appearance complements the supply grilles and registers in the 6700 Series.

The streamlined blades and open spacing maintain a minimum effective free area of 50% for 45° and 70% for 0°, which minimizes intake velocity, reduces inlet pressure and provides quiet operation. The smooth blade shapes do not accumulate lint and plug up. Deflected bar grilles installed in a low or high side wall location are vision-proof with the grille blade deflection facing away from the line of sight.

Stainless steel grilles and registers are well suited for applications involving corrosive environments, high humidity or frequent cleaning with strong chemicals. Typical projects include hospitals, clean rooms, laboratories, industrial and manufacturing facilities.

STANDARD FEATURES:

- 1 3/8" (35) wide face border with a 1" (25) overlap margin standard, furnished with Type A countersunk screw holes and stainless steel mounting screws.
- Rigid, roll-formed frames with reinforced mitered corners.
- Streamlined shaped roll-formed blades on 3/4" (19) centers. Blades positively hold deflection setting under all conditions of velocity and pressure.

- Available in sizes from 4" x 4" to 60" x 48" (102 x 102 to 1524 x 1219).

CONSTRUCTION MATERIAL:

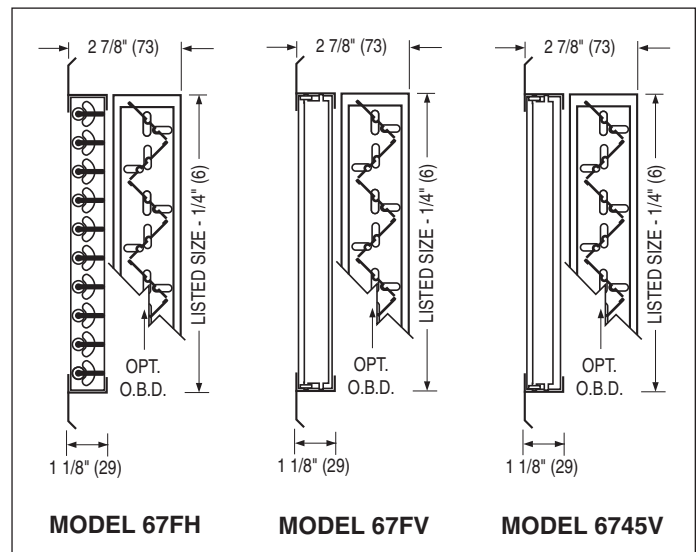
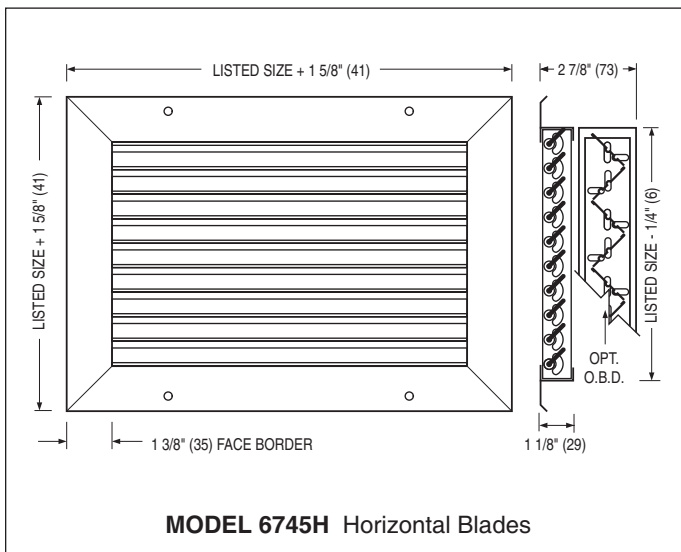
- Type 304 stainless steel construction.
- Integral dampers - roll-formed stainless steel blades. Opposed blade design with screwdriver operator.

FINISH OPTIONS:

- #4 Brushed Satin Polished finish is standard. Other finishes are available.

OPTIONS AND ACCESSORIES:

- 316 Type 316 Stainless Steel construction is optional.
- PFS Stainless Steel Plaster Frame



STAINLESS STEEL RETURN GRILLES AND REGISTERS

- LOUVERED FACE
- FIXED 45° BLADE DEFLECTION
- 1/2" (13) SPACING

Models:

6755H and 6755V

- Suffix '-O' adds a stainless steel opposed blade damper



Model 6755H

Models 6755H and 6755V Return Grilles and Registers have fixed horizontal and vertical blades respectively, spaced on 1/2" (13) centers with a 45° fixed deflection.

The streamlined blades and open spacing maintain a minimum effective free area of 40%, which minimizes intake velocity, reduces inlet pressure and provides quiet operation. The smooth blade shapes do not accumulate lint and plug up.

The 1/2" (13) blade centers on these models provide a return grille for return air or exhaust applications which has a 'no see-through' design, not only when the grille is viewed with the blade deflection facing away from the line of sight, but also when viewed from straight ahead.

Stainless steel grilles and registers are well suited for applications involving corrosive environments, high humidity or frequent cleaning with strong chemicals. Typical projects include hospitals, clean rooms, laboratories, industrial and manufacturing facilities.

STANDARD FEATURES:

- 1 3/8" (35) wide face border with a 1" (25) overlap margin standard, furnished with Type A countersunk screw holes and stainless steel mounting screws.
- Rigid, welded and reinforced frames with hairline mitered corners.
- Streamlined shaped roll-formed blades on 1/2" (13) centers. Blades positively hold deflection setting under all conditions of velocity and pressure.
- Available in sizes from 4" x 4" to 60" x 48" (102 x 102 to 1524 x 1219).

- #4 Brushed Satin Polished finish is standard. AW Appliance White finish is optional. Other finishes are available.

CONSTRUCTION MATERIAL:

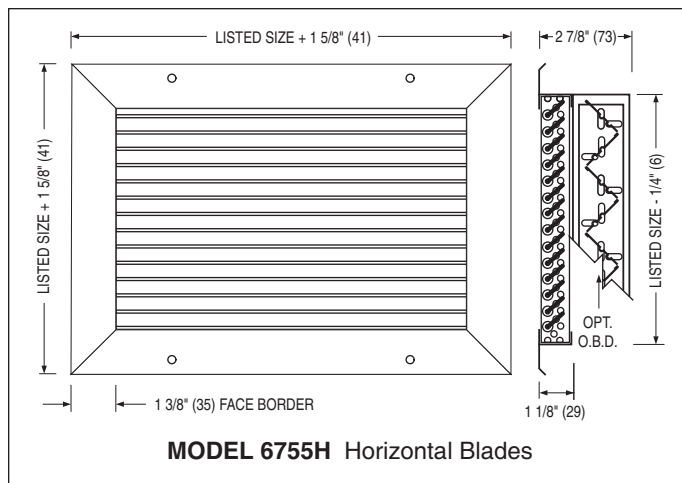
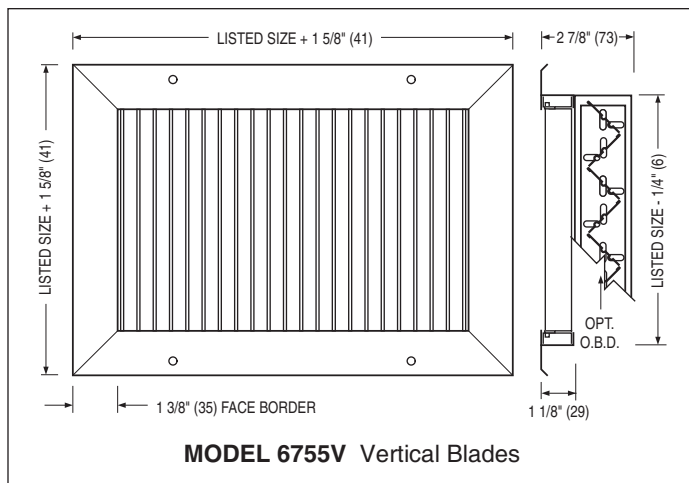
- Type 304 stainless steel construction.
- Integral dampers - roll-formed stainless steel blades. Opposed blade design with screwdriver operator.

FINISH OPTIONS:

- #4 Brushed Satin Polished finish is standard. Other finishes are available.

OPTIONS AND ACCESSORIES:

- 316 Type 316 Stainless Steel construction is optional.
 - PFS Stainless Steel Plaster Frame
- For additional options and accessories, see page F191.



PERFORMANCE DATA:

FIXED BLADE RETURN GRILLES AND REGISTERS • 5100, 6100 AND 6700 SERIES

MODELS: 5145H, 6145H, 6745H, 5145V, 6145V, 6745V, 51FB45, 61FB45, 67FB45

Listed Duct Size (inches)	Alternate Sizes (inches)	Core Area (sq. ft.)	Ak Factor	Core Velocity Velocity Pressure Neg. Static Pressure	100	200	300	400	500	600	700	800	900	1000
					.001 .003	.002 .014	.006 .031	.010 .055	.016 .086	.022 .124	.031 .168	.040 .220	.050 .278	.062 .344
6 x 6	8 x 4 10 x 4	0.20	0.23	CFM Noise Criteria	20 -	40 -	60 -	80 -	100 -	120 19	140 24	160 28	180 32	200 36
8 x 6	10 x 5 12 x 4	0.28	0.30	CFM Noise Criteria	28 -	56 -	84 -	112 -	140 15	168 20	196 25	224 29	252 33	280 37
10 x 6	12 x 5 16 x 4	0.35	0.37	CFM Noise Criteria	35 -	70 -	105 -	140 -	175 16	210 21	245 26	280 30	315 34	350 38
8 x 8	14 x 5	0.38	0.40	CFM Noise Criteria	38 -	76 -	114 -	152 -	190 17	228 22	266 27	304 31	342 35	380 39
12 x 6	18 x 4	0.42	0.45	CFM Noise Criteria	42 -	84 -	126 -	168 -	210 18	252 23	294 27	336 32	378 36	420 40
12 x 8	16 x 6 24 x 4	0.58	0.59	CFM Noise Criteria	58 -	116 -	174 -	232 -	290 19	348 24	406 28	464 33	522 37	580 41
10 x 10	14 x 7 26 x 4	0.61	0.62	CFM Noise Criteria	61 -	122 -	183 -	244 -	305 19	366 24	427 29	488 34	549 37	610 41
18 x 6	14 x 8 30 x 4 28 x 4	0.65	0.67	CFM Noise Criteria	65 -	130 -	195 -	260 15	325 20	390 25	455 30	520 34	585 38	650 41
12 x 10	16 x 8 20 x 6 24 x 5	0.74	0.74	CFM Noise Criteria	74 -	148 -	222 -	296 15	370 20	444 25	518 30	592 35	666 39	740 42
12 x 12	14 x 10 24 x 6 18 x 8 38 x 4	0.90	0.89	CFM Noise Criteria	90 -	180 -	270 -	360 16	450 21	540 26	630 31	720 36	810 39	900 42
14 x 14	16 x 12 24 x 8 20 x 10 34 x 6	1.24	1.22	CFM Noise Criteria	124 -	248 -	372 -	496 16	620 21	744 26	868 31	992 36	1116 40	1240 43
18 x 12	16 x 14 28 x 8 22 x 10 38 x 6	1.37	1.34	CFM Noise Criteria	137 -	274 -	411 -	548 17	685 22	822 27	959 32	1096 37	1233 40	1370 43
24 x 10	20 x 12 30 x 8	1.52	1.49	CFM Noise Criteria	152 -	304 -	456 -	608 17	760 22	912 27	1064 32	1216 38	1368 41	1520 44
16 x 16	18 x 14 30 x 8 22 x 12	1.64	1.58	CFM Noise Criteria	164 -	328 -	492 -	656 18	820 23	984 28	1148 33	1312 38	1476 41	1640 44
24 x 12	18 x 16 30 x 10 20 x 14 36 x 8	1.85	1.78	CFM Noise Criteria	185 -	370 -	555 -	740 18	925 23	1110 28	1295 33	1480 38	1665 41	1850 45
18 x 18	20 x 16 28 x 12 24 x 14 32 x 10	2.10	2.01	CFM Noise Criteria	210 -	420 -	630 -	840 18	1050 23	1260 29	1470 34	1680 39	1890 42	2100 45
30 x 12	20 x 18 26 x 14 22 x 16 36 x 10	2.32	2.23	CFM Noise Criteria	232 -	464 -	696 -	928 19	1160 24	1392 29	1624 34	1856 39	2088 42	2320 46
20 x 20	24 x 18 30 x 14 26 x 16 36 x 12	2.61	2.48	CFM Noise Criteria	261 -	522 -	783 -	1044 19	1305 24	1566 30	1827 35	2088 40	2349 43	2610 46
22 x 22	24 x 20 30 x 16 26 x 18 36 x 14	3.17	3.00	CFM Noise Criteria	317 -	634 -	951 -	1268 20	1585 25	1902 31	2219 35	2536 40	2853 43	3170 47
30 x 18	24 x 22 40 x 14 34 x 16	3.54	3.34	CFM Noise Criteria	354 -	708 -	1062 -	1416 20	1770 25	2124 31	2478 36	2832 41	3186 44	3540 48
24 x 24	26 x 22 32 x 18 28 x 20 36 x 16	3.79	3.56	CFM Noise Criteria	379 -	758 -	1137 -	1516 20	1895 25	2274 31	2653 36	3032 41	3411 44	3790 48
36 x 18	32 x 20 46 x 14 40 x 16	4.27	4.01	CFM Noise Criteria	427 -	854 -	1281 -	1708 21	2135 26	2562 32	2989 37	3416 42	3843 45	4270 49
26 x 26	28 x 24 48 x 14	4.47	4.19	CFM Noise Criteria	447 -	894 -	1341 -	1788 21	2235 26	2682 32	3129 37	3576 42	4023 45	4470 49
30 x 24	28 x 26 36 x 20 32 x 22 40 x 18	4.77	4.46	CFM Noise Criteria	477 -	954 -	1431 15	1908 22	2385 27	2862 33	3339 38	3816 42	4293 46	4770 50
28 x 28	30 x 26 40 x 20 36 x 22	5.20	4.85	CFM Noise Criteria	520 -	1040 -	1560 15	2080 22	2600 27	3120 33	3640 38	4160 43	4680 46	5200 50
36 x 24	30 x 28 44 x 20 40 x 22	5.74	5.35	CFM Noise Criteria	574 -	1148 -	1722 15	2296 22	2870 28	3444 34	4018 38	4592 43	5166 47	5740 51
30 x 30	34 x 26 48 x 20 38 x 24	5.99	5.57	CFM Noise Criteria	599 -	1198 -	1797 15	2396 22	2995 28	3594 34	4193 39	4792 43	5391 47	5990 51

GRILLES AND REGISTERS

F

For performance data notes, see F42.

PERFORMANCE DATA:

FIXED BLADE RETURN GRILLES AND REGISTERS • 5100, 6100 AND 6700 SERIES

MODELS: 5145H, 6145H, 6745H, 5145V, 6145V, 6745V, 51FB45, 61FB45, 67FB45

Listed Duct Size (inches)	Alternate Sizes (inches)	Core Area (sq. ft.)	Ak Factor	Core Velocity Velocity Pressure Neg. Static Pressure	100	200	300	400	500	600	700	800	900	1000
					.001 .003	.002 .014	.006 .031	.010 .055	.016 .086	.022 .124	.031 .168	.040 .220	.050 .278	.062 .344
32 x 32	36 x 30 38 x 28	6.84	6.34	CFM	684	1368	2052	2736	3420	4104	4788	5472	6156	6840
				Noise Criteria	-	-	16	23	29	35	39	44	48	52
48 x 24	34 x 34 36 x 32	7.69	7.13	CFM	769	1538	2307	3076	3845	4614	5383	6152	6921	7690
				Noise Criteria	-	-	17	23	29	35	40	44	48	52
36 x 36	38 x 34 42 x 30	8.69	8.02	CFM	869	1738	2607	3476	4345	5214	6083	6952	7821	8690
				Noise Criteria	-	-	17	24	29	36	41	45	49	53
38 x 38	42 x 34 44 x 34	9.70	8.94	CFM	970	1940	2910	3880	4850	5820	6790	7760	8730	9700
				Noise Criteria	-	-	18	24	30	36	41	45	49	53
40 x 40	42 x 36 46 x 34	10.77	9.90	CFM	1077	2154	3231	4308	5385	6462	7539	8616	9693	10770
				Noise Criteria	-	-	18	24	30	36	42	45	50	54
42 x 42	46 x 42	11.89	10.92	CFM	1189	2378	3567	4756	5945	7134	8323	9512	10701	11890
				Noise Criteria	-	-	19	25	31	37	42	46	50	54
44 x 44		13.07	11.98	CFM	1307	2614	3921	5228	6535	7842	9149	10456	11763	13070
				Noise Criteria	-	-	19	25	31	37	42	46	50	54
46 x 46		14.30	13.10	CFM	1430	2860	4290	5720	7150	8580	10010	11440	12870	14300
				Noise Criteria	-	-	20	26	32	38	43	47	51	55
48 x 48		15.59	14.26	CFM	1559	3118	4677	6236	7795	9354	10913	12472	14031	15590
				Noise Criteria	-	-	20	26	32	38	43	47	51	55

Performance Notes:

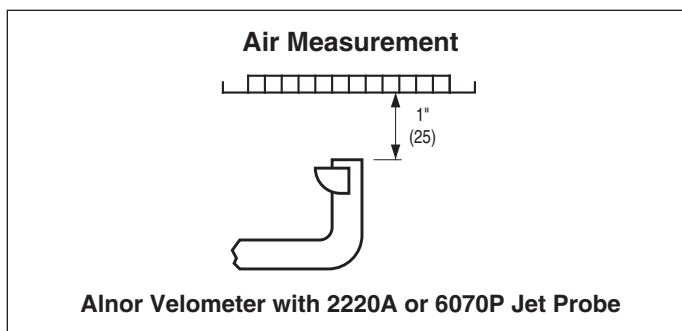
- All pressures are in inches w.g..
- Core Velocity is in feet per minute.
- Performance data is for grille with opposed blade damper. Apply the following correction factors for grille without damper.

Negative Static Pressure Listed Value x 0.91.

Noise Criteria Listed value - 4.

4. Noise Criteria (NC) values are based upon 10dB room absorption, re 10⁻¹² watts. Dash (-) in space indicates a Noise Criteria of less than 15.

5. Data derived from tests conducted in accordance with ANSI/ASHRAE Standard 70 - 2006.



Airflow Measurements:

- Balancing factors are applicable with or without dampers, providing uniform airflow exists into grille or register.
- Take velocity readings at a number of locations on the inlet face (a minimum of 4), while positioning probe as shown above, one inch out from the face.
- Total the various velocity readings and divide by the number of readings taken to arrive at an average inlet velocity (V_k in FPM).
- Calculate the airflow (CFM) by multiplying the average velocity by the appropriate Ak factor.
Airflow (CFM) = Average velocity (V_k) x Ak.

PERFORMANCE DATA:

FIXED BLADE RETURN GRILLES AND REGISTERS • 5100, 6100 AND 6700 SERIES

MODELS: 51FH, 61FH, 67FH, 51FV, 61FV, 67FV, 51FBS, 61FBS

Listed Duct Size (inches)	Alternate Sizes (inches)	Core Area (sq. ft.)	Ak Factor	Core Velocity Velocity Pressure Neg. Static Pressure	100	200	300	400	500	600	700	800	900	1000
					.001 .002	.002 .009	.006 .020	.010 .035	.016 .055	.022 .079	.031 .107	.040 .140	.050 .177	.062 .219
6 x 6	8 x 4 10 x 4	0.20	0.23	CFM Noise Criteria	20 -	40 -	60 -	80 -	100 -	120 16	140 18	160 21	180 25	200 30
8 x 6	10 x 5 12 x 4	0.28	0.30	CFM Noise Criteria	28 -	56 -	84 -	112 -	140 -	168 17	196 19	224 22	252 26	280 31
10 x 6	12 x 5 16 x 4	0.35	0.37	CFM Noise Criteria	35 -	70 -	105 -	140 -	175 -	210 18	245 20	280 23	315 27	350 32
8 x 8	14 x 5	0.38	0.40	CFM Noise Criteria	38 -	76 -	114 -	152 -	190 -	228 19	266 21	304 24	342 28	380 32
12 x 6	18 x 4	0.42	0.45	CFM Noise Criteria	42 -	84 -	126 -	168 -	210 15	252 19	294 22	336 25	378 29	420 33
12 x 8	16 x 6 24 x 4	0.58	0.59	CFM Noise Criteria	58 -	116 -	174 -	232 -	290 15	348 19	406 22	464 26	522 30	580 34
10 x 10	14 x 7 26 x 4	0.61	0.62	CFM Noise Criteria	61 -	122 -	183 -	244 -	305 15	366 19	427 22	488 27	549 30	610 35
18 x 6	14 x 8 30 x 4 28 x 4	0.65	0.67	CFM Noise Criteria	65 -	130 -	195 -	260 -	325 16	390 20	455 23	520 27	585 31	650 35
12 x 10	16 x 8 20 x 6 24 x 5	0.74	0.74	CFM Noise Criteria	74 -	148 -	222 -	296 -	370 16	444 21	518 24	592 28	666 32	740 35
12 x 12	14 x 10 24 x 6 18 x 8 38 x 4	0.90	0.89	CFM Noise Criteria	90 -	180 -	270 -	360 -	450 17	540 21	630 24	720 29	810 32	900 35
14 x 14	16 x 12 24 x 8 20 x 10 34 x 6	1.24	1.22	CFM Noise Criteria	124 -	248 -	372 -	496 -	620 17	744 22	868 25	992 29	1116 33	1240 36
18 x 12	16 x 14 28 x 8 22 x 10 38 x 6	1.37	1.34	CFM Noise Criteria	137 -	274 -	411 -	548 -	685 18	822 23	959 26	1096 31	1233 34	1370 37
24 x 10	20 x 12 30 x 8	1.52	1.49	CFM Noise Criteria	152 -	304 -	456 -	608 -	760 18	912 23	1064 27	1216 32	1368 35	1520 38
16 x 16	18 x 14 30 x 8 22 x 12	1.64	1.58	CFM Noise Criteria	164 -	328 -	492 -	656 -	820 19	984 23	1148 27	1312 32	1476 35	1640 38
24 x 12	18 x 16 30 x 10 20 x 14 36 x 8	1.85	1.78	CFM Noise Criteria	185 -	370 -	555 -	740 -	925 19	1110 24	1295 27	1480 32	1665 35	1850 39
18 x 18	20 x 16 28 x 12 24 x 14 32 x 10	2.10	2.01	CFM Noise Criteria	210 -	420 -	630 -	840 -	1050 19	1260 24	1470 28	1680 33	1890 36	2100 39
30 x 12	20 x 18 26 x 14 22 x 16 36 x 10	2.32	2.23	CFM Noise Criteria	232 -	464 -	696 -	928 -	1160 19	1392 24	1624 28	1856 33	2088 36	2320 40
20 x 20	24 x 18 30 x 14 26 x 16 36 x 12	2.61	2.48	CFM Noise Criteria	261 -	522 -	783 -	1044 -	1305 19	1566 24	1827 28	2088 33	2349 36	2610 40
22 x 22	24 x 20 30 x 16 26 x 18 36 x 14	3.17	3.00	CFM Noise Criteria	317 -	634 -	951 -	1268 15	1585 20	1902 25	2219 29	2536 33	2853 36	3170 40
30 x 18	24 x 22 40 x 14 34 x 16	3.54	3.34	CFM Noise Criteria	354 -	708 -	1062 -	1416 15	1770 20	2124 25	2478 29	2832 34	3186 37	3540 41
24 x 24	26 x 22 32 x 18 28 x 20 36 x 16	3.79	3.56	CFM Noise Criteria	379 -	758 -	1137 -	1516 15	1895 20	2274 25	2653 30	3032 34	3411 37	3790 41
36 x 18	32 x 20 46 x 14 40 x 16	4.27	4.01	CFM Noise Criteria	427 -	854 -	1281 -	1708 17	2135 22	2562 26	2989 30	3416 35	3843 38	4270 42
26 x 26	28 x 24 48 x 14	4.47	4.19	CFM Noise Criteria	447 -	894 -	1341 -	1788 17	2235 22	2682 26	3129 30	3576 35	4023 38	4470 42
30 x 24	28 x 26 36 x 20 32 x 22 40 x 18	4.77	4.46	CFM Noise Criteria	477 -	954 -	1431 -	1908 18	2385 23	2862 27	3339 31	3816 35	4293 39	4770 43
28 x 28	30 x 26 40 x 20 36 x 22	5.20	4.85	CFM Noise Criteria	520 -	1040 -	1560 -	2080 18	2600 23	3120 27	3640 31	4160 36	4680 39	5200 43
36 x 24	30 x 28 44 x 20 40 x 22	5.74	5.35	CFM Noise Criteria	574 -	1148 -	1722 -	2296 18	2870 23	3444 27	4018 31	4592 36	5166 40	5740 44
30 x 30	34 x 26 48 x 20 38 x 24	5.99	5.57	CFM Noise Criteria	599 -	1198 -	1797 -	2396 18	2995 23	3594 28	4193 32	4792 36	5391 40	5990 44

For performance data notes, see F44.

PERFORMANCE DATA:

FIXED BLADE RETURN GRILLES AND REGISTERS • 5100, 6100 AND 6700 SERIES

MODELS: 51FH, 61FH, 67FH, 51FV, 61FV, 67FV, 51FBS, 61FBS

Listed Duct Size (inches)	Alternate Sizes (inches)	Core Area (sq. ft.)	Ak Factor	Core Velocity Velocity Pressure Neg. Static Pressure	100	200	300	400	500	600	700	800	900	1000
					.001 .003	.002 .014	.006 .031	.010 .055	.016 .086	.022 .124	.031 .168	.040 .220	.050 .278	.062 .344
32 x 32	36 x 30 38 x 28	6.84	6.34	CFM	684	1368	2052	2736	3420	4104	4788	5472	6156	6840
				Noise Criteria	-	-	-	18	24	28	32	37	41	45
48 x 24	34 x 34 36 x 32	7.69	7.13	CFM	769	1538	2307	3076	3845	4614	5383	6152	6921	7690
				Noise Criteria	-	-	-	18	24	29	33	37	41	45
36 x 36	38 x 34 42 x 30	8.69	8.02	CFM	869	1738	2607	3476	4345	5214	6083	6952	7821	8690
				Noise Criteria	-	-	-	19	24	29	34	38	42	46
38 x 38	42 x 34 44 x 34	9.70	8.94	CFM	970	1940	2910	3880	4850	5820	6790	7760	8730	9700
				Noise Criteria	-	-	-	19	25	30	34	38	42	46
40 x 40	42 x 36 46 x 34	10.77	9.90	CFM	1077	2154	3231	4308	5385	6462	7539	8616	9693	10770
				Noise Criteria	-	-	-	20	26	30	35	38	43	47
42 x 42	46 x 42	11.89	10.92	CFM	1189	2378	3567	4756	5945	7134	8323	9512	10701	11890
				Noise Criteria	-	-	-	20	26	31	35	39	43	47
44 x 44		13.07	11.98	CFM	1307	2614	3921	5228	6535	7842	9149	10456	11763	13070
	Noise Criteria			-	-	15	20	26	31	35	39	43	47	
46 x 46		14.30	13.10	CFM	1430	2860	4290	5720	7150	8580	10010	11440	12870	14300
	Noise Criteria			-	-	15	21	27	32	36	40	44	48	
48 x 48		15.59	14.26	CFM	1559	3118	4677	6236	7795	9354	10913	12472	14031	15590
	Noise Criteria			-	-	16	21	27	32	36	40	44	48	

Performance Notes:

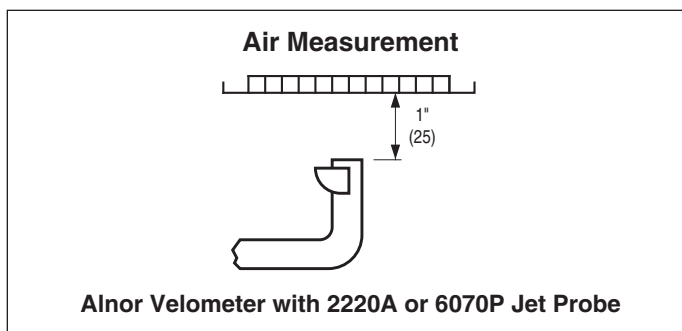
- All pressures are in inches w.g..
- Core Velocity is in feet per minute.
- Performance data is for grille with opposed blade damper. Apply the following correction factors for grille without damper.

Negative Static Pressure Listed Value x 0.91.

Noise Criteria Listed value - 4.

4. Noise Criteria (NC) values are based upon 10dB room absorption, re 10⁻¹² watts. Dash (-) in space indicates an Noise Criteria of less than 15.

5. Data derived from tests conducted in accordance with ANSI/ASHRAE Standard 70 - 2006.



Airflow Measurements:

- Balancing factors are applicable with or without dampers, providing uniform airflow exists into grille or register.
- Take velocity readings at a number of locations on the inlet face (a minimum of 4), while positioning probe as shown above, one inch out from the face.
- Total the various velocity readings and divide by the number of readings taken to arrive at an average inlet velocity (V_k in FPM).
- Calculate the airflow (CFM) by multiplying the average velocity by the appropriate Ak factor.
Airflow (CFM) = Average velocity (V_k) x Ak.

PERFORMANCE DATA:

FIXED BLADE RETURN GRILLES AND REGISTERS • 5100, 6100 AND 6700 SERIES

MODELS: 5155H, 6155H, 6755H, 5155V, 6155V, 6755V, 51FB55, 61FB55, 67FB55

Listed Duct Size (inches)	Alternate Sizes (inches)	Core Area (sq. ft.)	Ak Factor	Core Velocity Velocity Pressure Neg. Static Pressure	100	200	300	400	500	600	700	800	900	1000
					.001 .005	.002 .018	.006 .041	.010 .073	.016 .114	.022 .164	.031 .223	.040 .292	.050 .369	.062 .456
6 x 6	8 x 4 10 x 4	0.20	0.23	CFM Noise Criteria	20 -	40 -	60 -	80 -	100 16	120 21	140 26	160 30	180 34	200 38
8 x 6	10 x 5 12 x 4	0.28	0.30	CFM Noise Criteria	28 -	56 -	84 -	112 -	140 17	168 22	196 27	224 31	252 35	280 39
10 x 6	12 x 5 16 x 4	0.35	0.37	CFM Noise Criteria	35 -	70 -	105 -	140 -	175 18	210 23	245 28	280 32	315 36	350 40
8 x 8	14 x 5	0.38	0.40	CFM Noise Criteria	38 -	76 -	114 -	152 -	190 19	228 24	266 29	304 33	342 37	380 41
12 x 6	18 x 4	0.42	0.45	CFM Noise Criteria	42 -	84 -	126 -	168 15	210 20	252 25	294 29	336 34	378 38	420 42
12 x 8	16 x 6 24 x 4	0.58	0.59	CFM Noise Criteria	58 -	116 -	174 -	232 16	290 21	348 26	406 30	464 35	522 39	580 43
10 x 10	14 x 7 26 x 4	0.61	0.62	CFM Noise Criteria	61 -	122 -	183 -	244 16	305 21	366 26	427 31	488 36	549 39	610 43
18 x 6	14 x 8 30 x 4 28 x 4	0.65	0.67	CFM Noise Criteria	65 -	130 -	195 -	260 17	325 22	390 27	455 32	520 36	585 40	650 43
12 x 10	16 x 8 20 x 6 24 x 5	0.74	0.74	CFM Noise Criteria	74 -	148 -	222 -	296 17	370 22	444 27	518 32	592 37	666 41	740 44
12 x 12	14 x 10 24 x 6 18 x 8 38 x 4	0.90	0.89	CFM Noise Criteria	90 -	180 -	270 -	360 18	450 23	540 28	630 33	720 38	810 41	900 44
14 x 14	16 x 12 24 x 8 20 x 10 34 x 6	1.24	1.22	CFM Noise Criteria	124 -	248 -	372 -	496 18	620 23	744 28	868 33	992 38	1116 42	1240 45
18 x 12	16 x 14 28 x 8 22 x 10 38 x 6	1.37	1.34	CFM Noise Criteria	137 -	274 -	411 15	548 20	685 25	822 30	959 35	1096 40	1233 43	1370 46
24 x 10	20 x 12 30 x 8	1.52	1.49	CFM Noise Criteria	152 -	304 -	456 15	608 20	760 25	912 30	1064 35	1216 41	1368 44	1520 47
16 x 16	18 x 14 30 x 8 22 x 12	1.64	1.58	CFM Noise Criteria	164 -	328 -	492 16	656 21	820 26	984 31	1148 36	1312 41	1476 44	1640 47
24 x 12	18 x 16 30 x 10 20 x 14 36 x 8	1.85	1.78	CFM Noise Criteria	185 -	370 -	555 16	740 21	925 26	1110 31	1295 36	1480 41	1665 44	1850 48
18 x 18	20 x 16 28 x 12 24 x 14 32 x 10	2.10	2.01	CFM Noise Criteria	210 -	420 -	630 16	840 21	1050 26	1260 32	1470 37	1680 42	1890 45	2100 48
30 x 12	20 x 18 26 x 14 22 x 16 36 x 10	2.32	2.23	CFM Noise Criteria	232 -	464 -	696 16	928 22	1160 27	1392 32	1624 37	1856 42	2088 45	2320 49
20 x 20	24 x 18 30 x 14 26 x 16 36 x 12	2.61	2.48	CFM Noise Criteria	261 -	522 -	783 16	1044 22	1305 27	1566 33	1827 38	2088 43	2349 46	2610 49
22 x 22	24 x 20 30 x 16 26 x 18 36 x 14	3.17	3.00	CFM Noise Criteria	317 -	634 -	951 17	1268 23	1585 28	1902 34	2219 38	2536 43	2853 46	3170 50
30 x 18	24 x 22 40 x 14 34 x 16	3.54	3.34	CFM Noise Criteria	354 -	708 -	1062 17	1416 23	1770 28	2124 34	2478 39	2832 44	3186 47	3540 51
24 x 24	26 x 22 32 x 18 28 x 20 36 x 16	3.79	3.56	CFM Noise Criteria	379 -	758 -	1137 17	1516 23	1895 28	2274 34	2653 39	3032 44	3411 47	3790 51
36 x 18	32 x 20 46 x 14 40 x 16	4.27	4.01	CFM Noise Criteria	427 -	854 -	1281 18	1708 25	2135 29	2562 36	2989 41	3416 46	3843 49	4270 53
26 x 26	28 x 24 48 x 14	4.47	4.19	CFM Noise Criteria	447 -	894 -	1341 18	1788 25	2235 30	2682 36	3129 41	3576 46	4023 49	4470 53
30 x 24	28 x 26 36 x 20 32 x 22 40 x 18	4.77	4.46	CFM Noise Criteria	477 -	954 -	1431 19	1908 26	2385 31	2862 37	3339 42	3816 46	4293 50	4770 54
28 x 28	30 x 26 40 x 20 36 x 22	5.20	4.85	CFM Noise Criteria	520 -	1040 -	1560 19	2080 26	2600 31	3120 37	3640 42	4160 47	4680 50	5200 54
36 x 24	30 x 28 44 x 20 40 x 22	5.74	5.35	CFM Noise Criteria	574 -	1148 -	1722 19	2296 26	2870 32	3444 38	4018 42	4592 47	5166 51	5740 55
30 x 30	34 x 26 48 x 20 38 x 24	5.99	5.57	CFM Noise Criteria	599 -	1198 -	1797 19	2396 26	2995 32	3594 38	4193 43	4792 47	5391 51	5990 55

For performance data notes, see F46.

PERFORMANCE DATA:

FIXED BLADE RETURN GRILLES AND REGISTERS • 5100, 6100 AND 6700 SERIES

MODELS: 5155H, 6155H, 6755H, 5155V, 6155V, 6755V, 51FB55, 61FB55, 67FB55

Listed Duct Size (inches)	Alternate Sizes (inches)	Core Area (sq. ft.)	Ak Factor	Core Velocity Velocity Pressure Neg. Static Pressure	100	200	300	400	500	600	700	800	900	1000	
					.001 .005	.002 .018	.006 .041	.010 .073	.016 .114	.022 .164	.031 .223	.040 .292	.050 .369	.062 .456	
32 x 32	36 x 30 38 x 28	46 x 22	6.84	6.34	CFM	684	1368	2052	2736	3420	4104	4788	5472	6156	6840
					Noise Criteria	-	15	20	27	33	39	43	48	52	56
48 x 24	34 x 34 36 x 32	38 x 30 48 x 28	7.69	7.13	CFM	769	1538	2307	3076	3845	4614	5383	6152	6921	7690
					Noise Criteria	-	16	21	27	33	39	44	48	52	56
36 x 36	38 x 34 42 x 30	46 x 28 48 x 26	8.69	8.02	CFM	869	1738	2607	3476	4345	5214	6083	6952	7821	8690
					Noise Criteria	-	17	21	28	33	40	45	49	53	57
38 x 38	42 x 34 44 x 34	48 x 30	9.70	8.94	CFM	970	1940	2910	3880	4850	5820	6790	7760	8730	9700
					Noise Criteria	-	18	22	28	34	40	45	49	53	57
40 x 40	42 x 36 46 x 34	48 x 32	10.77	9.90	CFM	1077	2154	3231	4308	5385	6462	7539	8616	9693	10770
					Noise Criteria	-	18	23	29	35	41	47	50	55	59
42 x 42	44 x 40 46 x 38	48 x 36	11.89	10.92	CFM	1189	2378	3567	4756	5945	7134	8323	9512	10701	11890
					Noise Criteria	-	19	24	30	36	42	47	51	55	59
44 x 44	46 x 42		13.07	11.98	CFM	1307	2614	3921	5228	6535	7842	9149	10456	11763	13070
		Noise Criteria			-	19	24	30	36	42	47	51	55	59	
46 x 46			14.30	13.10	CFM	1430	2860	4290	5720	7150	8580	10010	11440	12870	14300
	Noise Criteria	15			20	25	31	37	43	48	52	56	60		
48 x 48			15.59	14.26	CFM	1559	3118	4677	6236	7795	9354	10913	12472	14031	15590
	Noise Criteria	15			20	25	31	37	43	48	52	56	60		

Performance Notes:

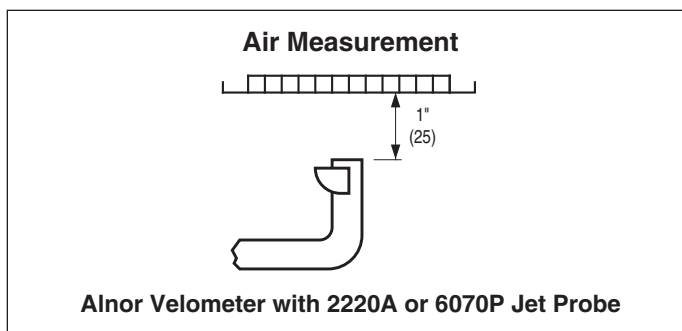
- All pressures are in inches w.g..
- Core Velocity is in feet per minute.
- Performance data is for grille with opposed blade damper. Apply the following correction factors for grille without damper.

Negative Static Pressure Listed Value x 0.91.

Noise Criteria Listed value - 4.

4. Noise Criteria (NC) values are based upon 10dB room absorption, re 10⁻¹² watts. Dash (-) in space indicates a Noise Criteria of less than 15.

5. Data derived from tests conducted in accordance with ANSI/ASHRAE Standard 70 - 2006.



Airflow Measurements:

- Balancing factors are applicable with or without dampers, providing uniform airflow exists into grille or register.
- Take velocity readings at a number of locations on the inlet face (a minimum of 4), while positioning probe as shown above, one inch out from the face.
- Total the various velocity readings and divide by the number of readings taken to arrive at an average inlet velocity (V_k in FPM).
- Calculate the airflow (CFM) by multiplying the average velocity by the appropriate Ak factor.
Airflow (CFM) = Average velocity (V_k) x Ak.

HOW TO ORDER OR TO SPECIFY

MODEL SERIES: 5100

ALUMINUM RETURN GRILLES AND REGISTERS – FIXED BLADES

EXAMPLE: 5145H - O - 24 x 12 - S - — - AW - DBK - A - —

1. **Models**
 - Horizontal/Long Dimension Blades:**
 - 51FH Fixed, 0° Deflection, 3/4" (19) Spacing
 - 5145H Fixed, 45° Deflection, 3/4" (19) Spacing
 - 5155H Fixed, 45° Deflection, 1/2" (13) Spacing
 - Vertical/Short Dimension Blades:**
 - 51FV Fixed, 0° Deflection, 3/4" (19) Spacing
 - 5145V Fixed, 45° Deflection, 3/4" (19) Spacing
 - 5155V Fixed, 45° Deflection, 1/2" (13) Spacing
2. **Damper (OBD)** (model suffix)
 - O Steel
 - OA Aluminum
 - None
3. **Nominal Width x Height** inches (mm)
 - For Types S, NF, PL, SP, MP, FP and TP; W x H = Duct Size.
 - Types L & A; W x H = Ceiling Module Size.
4. **Frame/Border Type**
 - Surface Mount:**
 - S Surface Mount
 - Border 1 1/4" (32) (default)
 - NF Narrow Frame/Border 1" (25)
 - Ceiling Grid:**
 - L Lay-in T-Bar *
 - A Angle Frame
 - Panel Mount: ****
 - PLS Steel Lay-in T-Bar Panel
 - PLA Aluminum Lay-in T-Bar Panel
 - FPS Steel Finline® Panel
 - FPA Aluminum Finline® Panel
 - SPS Steel Spline Panel
 - SPA Aluminum Spline Panel
5. **Ceiling Module Size** (Use only for Panel Mounting, Frame/Border Types PL, SP, MP, FP, TP)
 - None (default)
 - Imperial Metric:**
 - 12" x 12" (300 x 300)
 - 20" x 20" (500 x 500)
 - 24" x 12" (600 x 300)
 - 24" x 24" (600 x 600)
 - 36" x 12" (900 x 300)
 - 36" x 24" (900 x 600)
 - 48" x 12" (1200 x 300)
 - 48" x 24" (1200 x 600)
6. **Finish**
 - AW Appliance White (default)
 - AL Aluminum
 - BK Black
 - BW British White
 - LBP Light Bronze Paint
 - MBP Medium Bronze Paint
 - DBP Dark Bronze Paint
 - MI Mill
 - PC Prime Coat
 - SA Satin Anodized (clear)
 - SP Special Custom Color
7. **Opposed Blade Damper Finish**
 - DMI Mill (default)
 - DBK Painted Black
8. **Fastening** (Only for Frame/Border Types S, NF)
 - A Standard Screw Holes (default)
 - C Concealed Mounting Straps ***
 - D Concealed Screw Holes in Neck ****
 - N None

OPTIONS & ACCESSORIES:

- None (standard) (default)
- 9. **Insect Screen**
 - IS Insect Screen
- 10. **Plaster Sub-Frame**
 - PF Plaster Sub-Frame
- 11. **Gaskets**
 - GK Foam Gasket
- 12. **Earthquake Tabs**
 - EQT Earthquake Tabs

Notes:

1. For a standard grille with no special requirements, specification is only required as far as the damper selection.

The "default" will automatically select "standard". For example, an aluminum 45° deflection register, 3/4" (19) blade spacing, horizontal orientation and steel damper, is **Model 5145H-O**. Unit will be supplied with screw holes and AW Appliance White finish.

2. The horizontal dimension must always be specified first; for example 24" x 12" (610 x 305) or 12" x 24" (305 x 610).

3.* For Type L Lay-in, Grille Neck Size is Ceiling Module Size – 2" (51).

** For Panel Mounting, Maximum Grille Neck Size is Ceiling Module Size – 3" (76).

Refer to Options and Accessories page no. F194 for dimensional data.

*** Not available with 1/2" (13) blade spacing models.

**** Only available on Fixed 0° models.

MODEL SERIES: 5100

ALUMINUM RETURN GRILLES AND REGISTERS – FIXED BLADES

SUGGESTED SPECIFICATION:

Furnish and install **Nailor Model** (select one) **5145H, 5145V, 5155H, 5155V, 51FH** or **51FV Return Grilles** of the types and sizes as shown on the plans and air distribution schedules. The grilles shall have extruded aluminum fixed blades and extruded aluminum frames that have reinforced mitered corners. The finish shall be AW Appliance White (optional finishes are available).

(Optional) An opposed blade damper constructed of heavy gauge corrosion-resistant steel (aluminum is optional) and operable from the face of the grille, shall be provided with all units.

The manufacturer shall provide published performance data for the grille, which shall be tested in accordance with ANSI/ASHRAE Standard 70 – 2006.

HOW TO ORDER OR TO SPECIFY

MODEL SERIES: 6100

STEEL RETURN GRILLES AND REGISTERS – FIXED BLADES

EXAMPLE: 6145H - O - 24 x 12 - S - — - AW - DBK - A - —

1. Models

Horizontal/Long Dimension Blades:

- 61FH Fixed, 0° Deflection,
3/4" (19) Spacing
- 6145H Fixed, 45° Deflection,
3/4" (19) Spacing
- 6155H Fixed, 45° Deflection,
1/2" (13) Spacing

Vertical/Short Dimension Blades:

- 61FV Fixed, 0° Deflection,
3/4" (19) Spacing
- 6145V Fixed, 45° Deflection,
3/4" (19) Spacing
- 6155V Fixed, 45° Deflection,
1/2" (13) Spacing

2. Damper (OBD)

- (model suffix)
- O Steel
- None

3. Nominal Width x Height

- inches (mm)
- For Types S, PL, SP, MP, FP and TP;
W x H = Duct Size.
- Types L & A; W x H = Ceiling Module Size.

4. Frame/Border Type

- Surface Mount:**
- S Surface Mount
- Border 1 1/4" (32) (default)

Ceiling Grid:

- L Lay-in T-Bar *
- A Angle Frame

Panel Mount: **

- PLS Steel Lay-in T-Bar Panel
- SPS Steel Spline Panel
- MPS Steel Metal Pan Panel
- FPS Steel Finline® Panel
- TPS Steel Tegular Panel

5. Ceiling Module Size

- (Use only for Panel Mounting, Frame/
Border Types PL, SP, MP, FP, TP)
- None (default)

Imperial Metric:

- 12" x 12" (300 x 300)
- 20" x 20" (500 x 500)
- 24" x 12" (600 x 300)
- 24" x 24" (600 x 600)
- 36" x 12" (900 x 300)
- 36" x 24" (900 x 600)
- 48" x 12" (1200 x 300)
- 48" x 24" (1200 x 600)

6. Finish

- AW Appliance White (default)
- AL Aluminum
- BK Black
- BW British White
- LBP Light Bronze Paint
- MBP Medium Bronze Paint
- DBP Dark Bronze Paint
- MI Mill
- PC Prime Coat
- SP Special Custom Color

7. Opposed Blade Damper Finish

- DMI Mill (default)
- DBK Painted Black

8. Fastening

- (Only for Frame/Border Type S)
- A Screw Holes (default)
- C Concealed Mounting Straps ***
- D Concealed Screw Holes in Neck ****
- N None

OPTIONS & ACCESSORIES:

- None (default)
- 9. **Insect Screen**
- IS Insect Screen
- 10. **Plaster Sub-Frame**
- PF Plaster Sub-Frame
- 11. **Gaskets**
- GK Foam Gasket
- 12. **Earthquake Tabs**
- EQT Earthquake Tabs

Notes:

1. For a standard grille with no special requirements, specification is only required as far as the damper selection.

The "default" will automatically select "standard". For example, a steel 45° deflection register, 3/4" (19) blade spacing, horizontal orientation and steel damper, is **Model 6145H-O**. Unit will be supplied with screw holes and AW Appliance White finish.

2. The horizontal dimension must always be specified first; for example 24" x 12" (610 x 305) or 12" x 24" (305 x 610).

3. * For Type L Lay-in, Grille Neck Size is Ceiling Module Size – 2" (51).

** For Panel Mounting, Maximum Grille Neck Size is Ceiling Module Size – 3" (76).

Refer to Options and Accessories page no. F194 for dimensional data.

*** Not available with 1/2" (13) blade spacing models.

**** Only available on Fixed 0° models.

MODEL SERIES: 6100

STEEL RETURN GRILLES AND REGISTERS – FIXED BLADES

SUGGESTED SPECIFICATION:

Furnish and install **Nailor Model** (select one) **6145H, 6145V, 6155H, 6155V, 61FH** or **61FV Return Grilles** of the types and sizes as shown on the plans and air distribution schedules. The grilles shall have roll-formed corrosion-resistant steel fixed blades and the frame is to be constructed from roll-formed corrosion-resistant steel and have reinforced mitered corners. The finish shall be AW Appliance White (optional finishes are available).

(Optional) An opposed blade damper, constructed of heavy gauge corrosion-resistant steel and operable from the face of the grille, shall be provided with all units.

The manufacturer shall provide published performance data for the grille, which shall be tested in accordance with ANSI/ASHRAE Standard 70 – 2006.

HOW TO ORDER OR TO SPECIFY

MODEL SERIES: 6700

STAINLESS STEEL RETURN GRILLES AND REGISTERS – FIXED BLADES

EXAMPLE: 6745H - O - 24 x 12 - S - #4 - A - 304 - PFS

1. Models

Horizontal/Long Dimension Blades:

- 67FH Fixed, 0° Deflection,
3/4" (19) Spacing
- 6745H Fixed, 45° Deflection,
3/4" (19) Spacing
- 6755H Fixed, 45° Deflection,
1/2" (13) Spacing

Vertical/Short Dimension Blades:

- 67FV Fixed, 0° Deflection,
3/4" (19) Spacing
- 6745V Fixed, 45° Deflection,
3/4" (19) Spacing
- 6755V Fixed, 45° Deflection,
1/2" (13) Spacing

2. Damper (OBD)

- (model suffix)
- None
- O Stainless Steel

3. Nominal Width x Height

inches (mm)

4. Frame/Border Type

- S Surface Mount
Border 1 3/8" (35) (default)

5. Finish

- #4 Brushed Satin Polished (default)
- AW Appliance White

6. Fastening

- A Screw Holes (default)
- N None

OPTIONS & ACCESSORIES:

7. Construction

- 304 Type 304 Stainless Steel (default)
- 316 Type 316 Stainless Steel

8. Plaster Sub-Frame

- PFS Stainless Steel Plaster Sub-frame

Notes:

1. For a standard grille with no special requirements, specification is only required as far as the damper selection.

The "default" will automatically select "standard". For example, a Type 304 stainless steel 45° deflection register, 3/4" (19) blade spacing, horizontal orientation and stainless steel damper, is **Model 6745H-O**. Unit will be supplied with screw holes and #4 Brushed Satin Polished finish.

2. The larger dimension must always be specified first; for example 24" x 12" (610 x 305), not 12" x 24" (305 x 610).

MODEL SERIES: 6700

STAINLESS STEEL RETURN GRILLES AND REGISTERS – FIXED BLADES

SUGGESTED SPECIFICATION:

Furnish and install **Nailor Model** (select one) **6745H, 6745V, 6755H, 6755V, 67FH** or **67FV Return Grilles** of the types and sizes as shown on the plans and air distribution schedules. The grilles shall be constructed entirely from 304 stainless steel (316 optional), and have a single set of streamlined shaped roll-formed fixed blades. The frames shall be constructed of heavy gauge stainless steel and have reinforced mitered corners. All exposed surfaces shall have a #4 Brushed Satin Polished finish (optional finish is AW Appliance White).

(Optional) A stainless steel opposed blade damper, adjustable from the face of the grille, shall be provided with all units.

The manufacturer shall provide published performance data for the grille, which shall be tested in accordance with ANSI/ASHRAE Standard 70 – 2006.

PRODUCT OVERVIEW OPTIONS AND ACCESSORIES FOR GRILLES AND REGISTERS

MOUNTING FRAMES

- Up to four methods of fastening available for most models.
- Sub-frame available for professionally finished openings.
- Surface mount adapter frame for plaster and sheet rock ceilings are available in steel and aluminum. They simplify installation, save time and allow ceiling plenum access.
- Panel mounting available to suit architectural ceiling systems.

OPTIONS

- A selection of optional items that are available on grilles and registers.
- Information on custom sizing for special applications.

FINISHES

- Selection of standard and non-standard finishes to choose from.
- Anodizing of aluminum products.

AIR BALANCING DEVICES


- Opposed blade dampers for every application.
- Volume extractors.

Effective air balancing of an HVAC System requires the correct selection, specification and installation of the right product to suit the system design.

Nailor offers a comprehensive range of models and options to cover all applications.

Nailor balancing devices are:

- Easy to select and specify. Many items can be supplied as factory mounted or packaged accessories on grilles and registers.
- Designed to offer a smooth, accurate and predictable response during adjustment for precise air metering.
- Designed to provide quick access and adjustment.
- Engineered with attention to optimizing airflow, in order to minimize noise, turbulence and pressure drop.

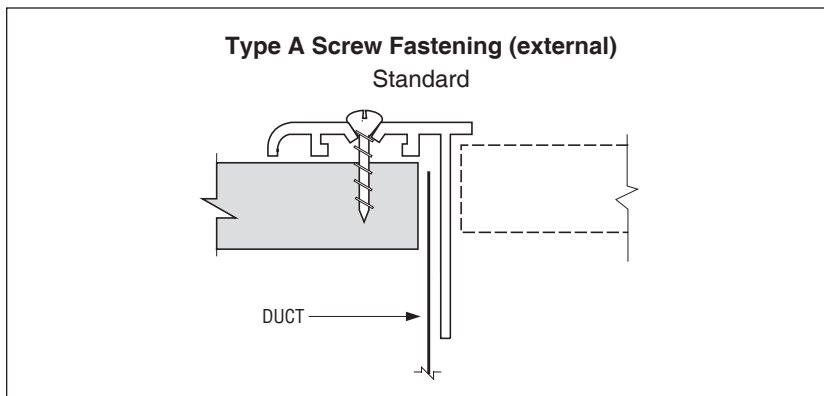


Fastening and Border Frames

Type A Screw Fastening (External)

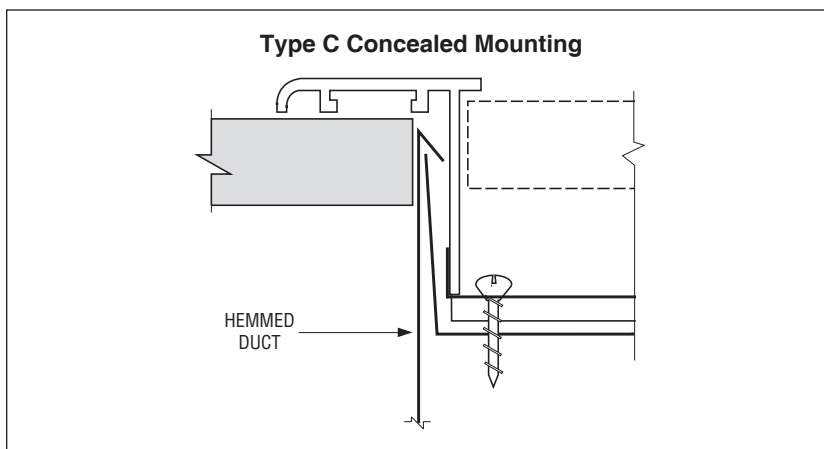
Standard method of fastening for all Nailor grilles and registers in surface mount applications. All Nailor grilles and registers are supplied this way unless specified otherwise. Universal application for all models and cost effective installation.

Screw holes are countersunk in the frame for most models to provide an aesthetically pleasing appearance and are sized for #8 x 1 1/2" (38) oval-head screws which are supplied from the factory packed with each grille or register and are painted to match the specified finish.



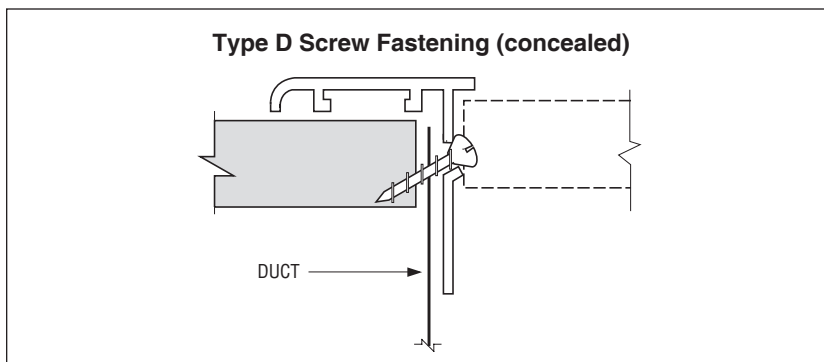
Type C Concealed Mounting

Grilles and registers are supplied with concealed mounting straps (at additional cost) which permit surface mounting with concealed screws, allowing a clean frame appearance. The bracket is shipped loose for installation in the field (by others). The bracket attaches to the back of the grille screws to an adjustable mounting strap which can either be secured directly to the duct wall or hooked into a hem formed in the end of the duct. Not available on return air grilles with 1/2" (13) spacing and a fixed angled blade deflection. Maximum size: 36" x 36" (914 x 914).



Type D Screw Fastening (Concealed)

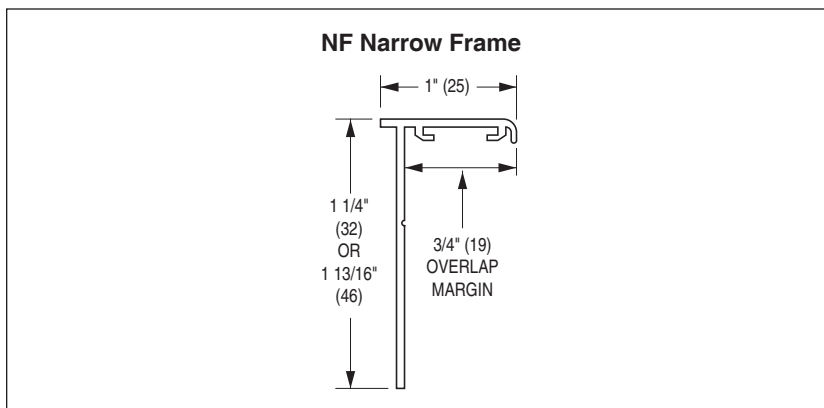
Screw holes are provided in the neck of the grille or register frame. Screws are field installed at an angle through the grille frame and into the ductwork, providing a clean frame appearance. Installation is more difficult than Type A due to the space constriction between the grille blades. Care must be taken not to bend or scratch the grille. Not recommended on return air grilles with a fixed angled blade deflection as accessibility to screw holes is greatly restricted.



Type NF Narrow Frame

An optional reduced 1" (25) wide narrow border frame is available on most aluminum models to satisfy architectural considerations.

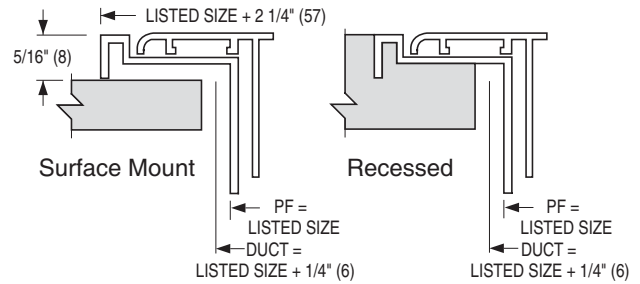
See individual models for availability.



Mounting Frames

PF Plaster/Mounting Frame

Available (at additional cost) with most standard steel and aluminum grilles and registers. The Model PF Plaster Frame is constructed from extruded aluminum and provides a convenient and professional way for finishing off the grille or register opening. It provides a stable anchor for attachment, while enabling the grille or register to be detached and replaced readily without disturbing the finished surface of the wall or ceiling opening. It may be used for surface mounting on various materials or recess mounted in wet plaster.



Model PF Plaster Frame

DFS (Steel), DFA (Aluminum) Drywall/Plaster Frame

The DF Series are for mounting in finished drywall or plaster ceilings to accept any standard lay-in type grille, register, diffuser or other ceiling component. Installation of the air outlet is as simple as inserting them in a standard lay-in T-Bar type ceiling system.

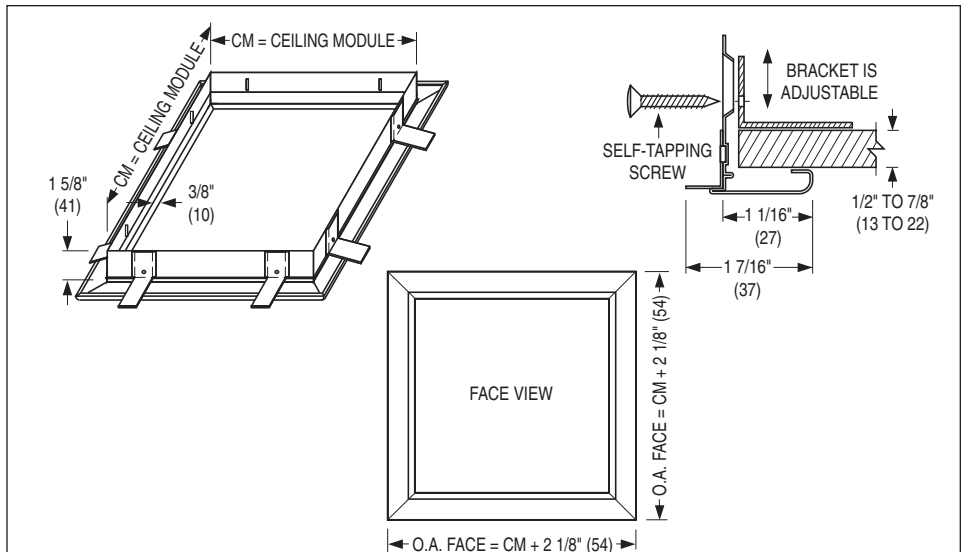
The DF Series simplifies and reduces installation time compared with surface mount type diffusers. This is especially true where flexible duct is utilized. A major benefit is that the DF Series allows access to the ceiling plenum space above for maintenance purposes without the need for separate access doors. The finished appearance is professional and aesthetically pleasing.

Standard Finish: AW Appliance White. Other finishes are available.

Model DFS is installed quickly and easily using adjustable fastening angle brackets which adapt to various ceiling thicknesses. Frames are roll-formed corrosion-resistant steel with staked and mitered corners.

IMPERIAL MODULES		METRIC MODULES
Imperial Units (inches)	S.I. Units (mm)	S.I. Units (mm)
12 x 12	305 x 305	300 x 300
16 x 16	406 x 406	400 x 400
20 x 20	508 x 508	500 x 500
24 x 12	610 x 305	600 x 300
24 x 24	610 x 610	600 x 600

Ceiling opening = CM + 1/4" (6)

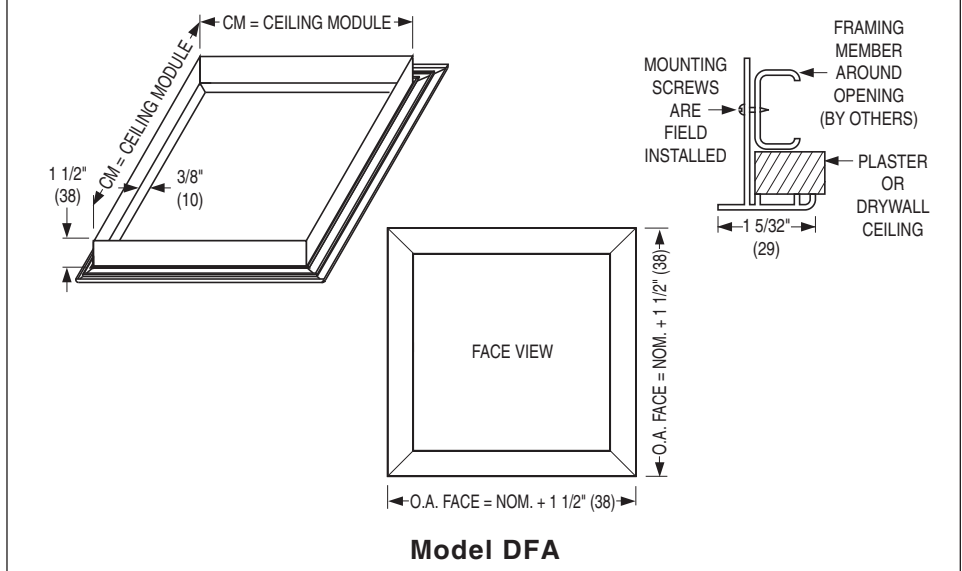


Model DFS

Model DFA requires framing of the ceiling opening with 'C' channel or wood studs for attachment with mounting screws (by others).

IMPERIAL MODULES		METRIC MODULES
Imperial Units (inches)	S.I. Units (mm)	S.I. Units (mm)
12 x 12	305 x 305	300 x 300
16 x 16	406 x 406	400 x 400
20 x 20	508 x 508	500 x 500
24 x 12	610 x 305	600 x 300
24 x 24	610 x 610	600 x 600
36 x 24	914 x 610	900 x 600
48 x 12	1219 x 305	1200 x 300
48 x 24	1219 x 1219	1200 x 600
60 x 12	1524 x 305	1500 x 300

Ceiling opening = CM + 1/4" (6)



Model DFA

Panel Mounting/Ceiling Modules

A panel can be added to the majority of Nailor's steel and aluminum return grilles to suit many special architectural ceiling designs and ceiling module sizes. These panel mount grilles are available in corrosion-resistant steel for the 6100 series steel grilles and both aluminum and corrosion-resistant steel for the 5100 and 7100 series aluminum grilles.

To specify a steel panel; add the suffix S to the end of the selected panel variant. To specify an aluminum panel; add the suffix A to the end of the selected panel variant. e.g. If a steel panel is required with a Spline Type ceiling module, the variant code will become SPS.

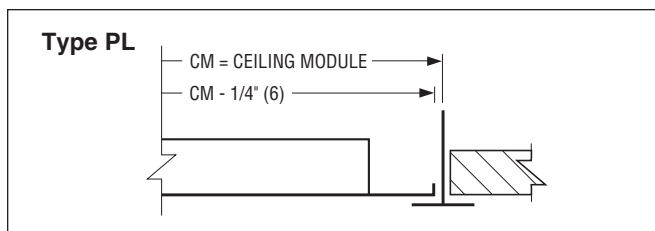
The maximum grille neck sizes available for panel mounting will be the ceiling module size selected - 3" (76).

Available Ceiling Module Sizes

Ceiling Module	
Imperial Units (in.)	Metric Units (mm)
12 x 12	300 x 300
24 x 12	600 x 300
36 x 12	900 x 300
48 x 12	1200 x 300
20 x 20	500 x 500
24 x 24	600 x 600
36 x 24	900 x 600
48 x 24	1200 x 600

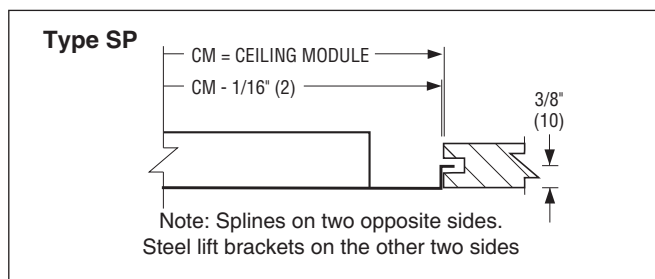
Border Type PL: Lay-in T-Bar

Grille or register is mounted in an extended panel to suit standard T-Bar Lay-in Type ceilings.



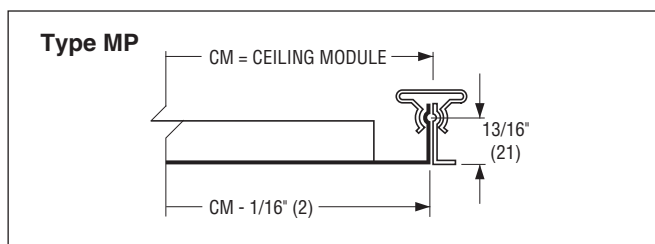
Border Type SP: Spline

The grille or register is mounted in an extended panel to suit spline type ceiling modules.



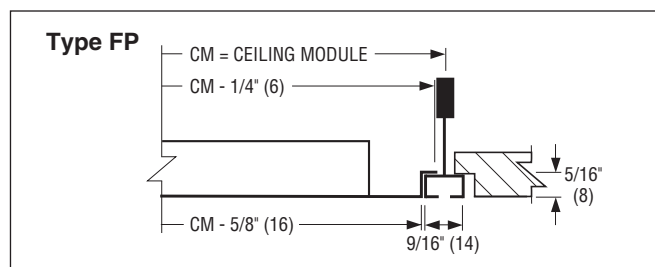
Border Type MP: Metal Pan/Snap-in

The grille or register is mounted in an extended panel to suit metal pan ceilings that have snap-in type ceiling modules.



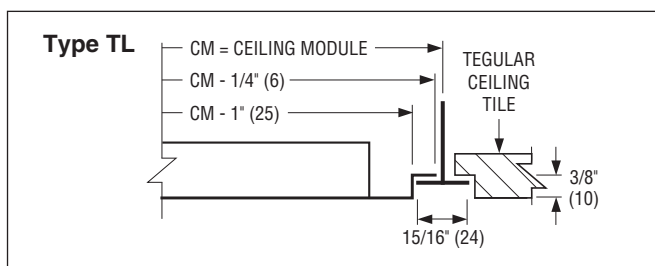
Border Type FP: Narrow Regressed T-Bar (Fineline®)

The grille or register is mounted in an extended panel that will fit a narrow regressed T-Bar ceiling grid.



Border Type TL: Tegular Type T-Bar

The grille or register is mounted in a panel that will extend below the T-Bar ceiling grid.



Options, Custom Sizing and Finishes

OPTIONS:

RACA Return Air Crosstalk Attenuator

Return Air Crosstalk Attenuator is designed to greatly reduce the amount of sound transferred from the return air plenum through open vents or return grilles, into the adjoining space.

EQT Earthquake Tabs

Earthquake (seismic) retaining safety tabs are available; factory installed on grilles or registers when required by local building code that units be independently restrained and safety wired to supporting structure.

GK Foam Gaskets

An optional foam gasket is available factory installed on the rear of all Type S corrosion-resistant steel and aluminum surface mount grilles and registers.

Eliminates air leakage and the possibility of dirt streaking and smudging from entrainment, particularly when installed on unevenly finished surfaces such as stucco.

IS Insect Screen

1/16" (2) galvanized steel mesh, factory installed.

CUSTOM SIZING:

Oversized Units

For specialized applications and architectural considerations; certain grilles and registers can be manufactured in single sections larger than the standard published maximum size at additional cost. Aspect ratio, tolerances, manufacturing capability and weight have all to be considered by the factory prior to acceptance. Consult your Nailor representative for specific applications.

Fractional/Hard Metric Sizes

Nailor grilles and registers have been designed and are manufactured to suit HVAC systems where the duct design has been done using Imperial Units of measurement (i.e. feet and inches). The majority of Nailor grilles and registers are fabricated as standard in 1" (25) nominal incremental units, giving the designer great flexibility during sizing selection.

At additional cost, the majority of Nailor grilles and registers can be custom fabricated in fractional sizes for special applications and in Hard Metric (S.I. Units) when the HVAC duct design has been done using the Metric System.

Consult your Nailor representative for availability on specific project applications.

FINISHES:

POWDER COAT

AW Appliance White (standard)

A white finish that is currently the industry standard. Closely matches standard finishes supplied by the majority of T-Bar ceiling system manufacturers. (No additional cost).

AL Aluminum

Contains suspended metal particles to give the appearance of a silver grey metallic or anodized finish. (No additional cost).

WH Off-White

Has a creamy appearance. (Additional cost)

BW British White

Matches most white ceiling tiles. (No additional cost)

LBP Light Bronze Paint

An economical alternative that closely matches industry standard anodizing in color, sheen and appearance. (Additional cost)

MBP Medium Bronze Paint

An economical alternative that closely matches industry standard anodizing in color, sheen and appearance. (Additional cost)

DBP Dark Bronze Paint

An economical alternative that closely matches industry standard anodizing in color, sheen and appearance. (Additional cost)

BK Black

This black has a matte finish. (Additional cost)

SP Special

The Nailor range of diffusers are available in any color for special architectural consideration. Custom colors are individually mixed to match customer supplied samples. (Additional cost)

ALUMINUM PRODUCT FINISHES:

SA Satin (Clear) Anodized

Adds a smooth satin finish to further protect the aluminum from corrosion (clear). (Additional cost)

STAINLESS STEEL PRODUCT FINISH ONLY:

#4 Brushed Satin Polished

Stainless Steel models only. (No additional cost)

ALSO AVAILABLE:

MI Mill Finish

(No additional cost).

PPA Paint Prepared Aluminum (Washed only)

(No additional cost).

PC Prime Coat Paint

Color will vary (Additional cost).

Sound Reduction for Return Air Grilles

RETURN AIR CROSSTALK ATTENUATOR – STEEL – RETURN AIR GRILLES

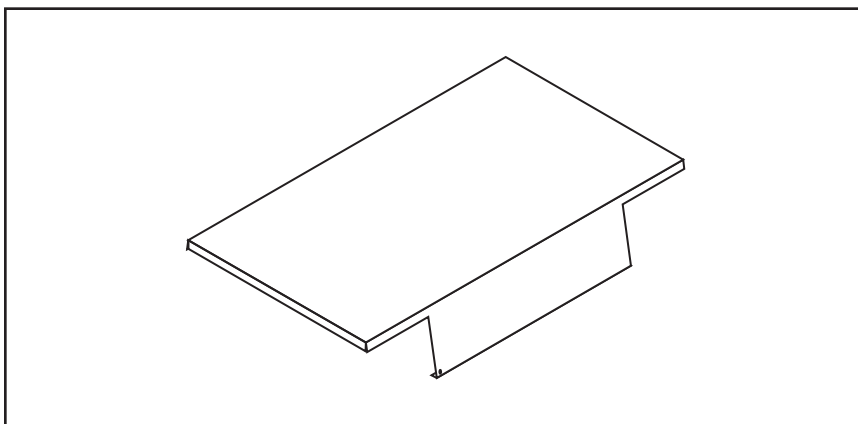
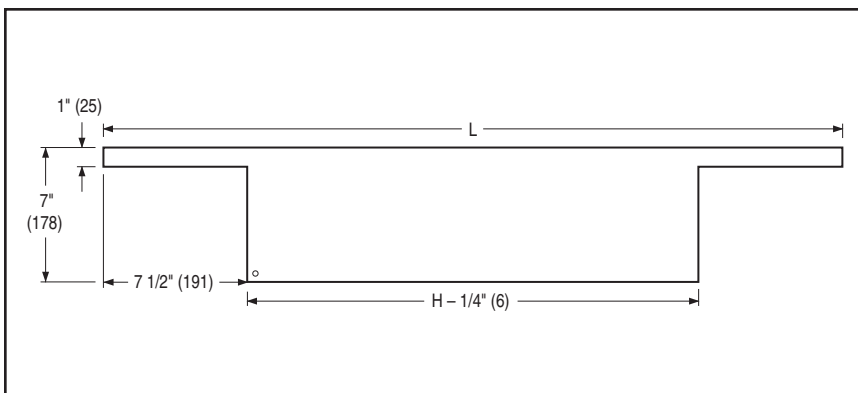
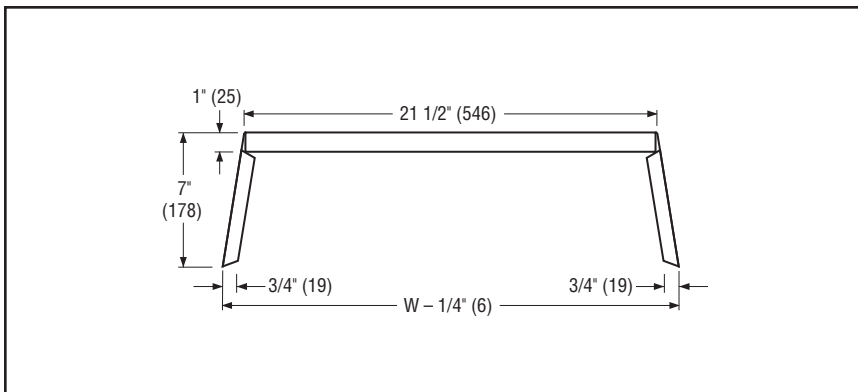
Nailor Model RACA Return Air Crosstalk Attenuator is designed to greatly reduce the amount of sound transferred from the return air plenum through open vents or return grilles, into the adjoining space. For use with non-ducted return grilles in Lay-in T-Bar applications, the RACA allows return air to flow through with minimal pressure drop, while reducing the sound transmission by 7 – 10 NC. Constructed of 22 gauge galvanized steel, the compact, light weight design takes up minimal space in the return plenum, rests on the ceiling grid for easy installation and works effectively as a light shield. Available with 1" (25) fiberglass insulation as standard or optional 1" (25) fiber-free closed cell foam insulation. The RACA fits standard grille sizes and is ideal for interior offices, conference rooms, hotel rooms as well as recording studios.

FEATURES:

- Economical and light- weight design.
- Fits standard grille sizes.
- Easy installation sits on ceiling grid.
- Compact design takes up minimal space in return plenum.
- 1" (25) fiberglass insulation (standard).

DIMENSIONAL DATA:

CM Ceiling Module	W	H	L
12" x 12" (305 x 305)	12" (305)	12" (305)	26 1/2" (673)
24" x 12" (610 x 305)	24" (610)	12" (305)	26 1/2" (673)
20" x 20" (508 x 508)	20" (508)	20" (508)	34 1/2" (876)
24" x 24" (610 x 610)	24" (610)	24" (610)	38 1/2" (978)
30" x 30" (762 x 762)	30" (762)	30" (762)	44 1/2" (1130)
48" x 24" (1219 x 610)	48" (1219)	24" (610)	38 1/2" (978)



Air Balancing Devices

OPPOSED BLADE DAMPERS — STEEL AND ALUMINUM

Nailor Opposed Blade Dampers are manufactured from heavy gauge, roll-formed, corrosion-resistant steel or extruded aluminum blades and frame with miscellaneous steel components.

The gang operated multi-blade design with blades closing at 45 degrees permits fine volume control for accurate balancing with minimum disturbance to the airflow pattern. Blades are individually pivoted on 1" (25) centers.

GRILLE MOUNT MODELS:

OBD Steel

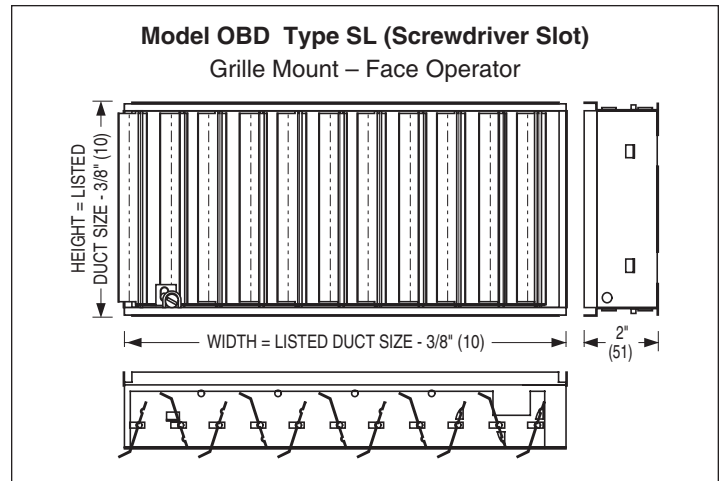
OBD-A Aluminum

This style of damper mounts directly on the neck of the grille and is sized to fit most Nailor grilles. Uses steel barbed S-clips for easy field mounting or removal when ordered separately. Supplied as standard with a screwdriver slot operator (Type SL) on supply registers and a screwdriver pivot lever operator (Type PL) on fixed, angled deflection return registers. Type SL operator is standard if damper is ordered separately from grille. A lever operator (Type GL) is available as an option on fixed, angled deflection return registers. Can be specified as an integral part of the grille (register) by adding a - O (steel) or - OA (aluminum) suffix to the grille model.

Min. Size = 4" x 2 1/2" (102 x 64) Max. Size = 24" x 24" (610 x 610).

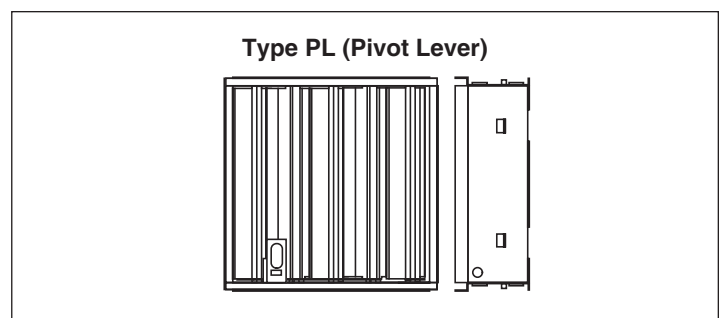
Type SL Operator

The SL Operator incorporates a screwdriver slot, which adjusts from the face of the register. This operator is the standard supplied with supply air registers such as the single and double deflection adjustable blade.



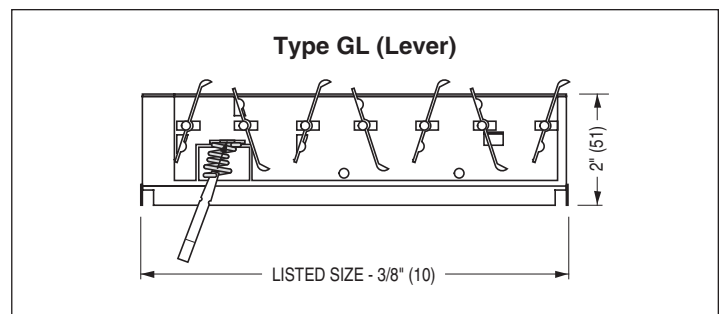
Type PL Operator

The PL Operator is a concealed pivot lever, which is adjusted from the face of the register using a screwdriver. This operator is for use only on fixed blade, angled deflection, return air grilles. When specifying, the blade orientation of the damper must be opposite of the grille.



Type GL Operator

The GL Operator incorporates a lever that adjusts without the use of tools. The lever operator extends through the grille face and is an alternative for fixed blade, angled deflection, return air grilles. When specifying, the blade orientation of the damper must be opposite of the grille being used and the grille model must be specified.



Air Balancing Devices

DUCT MOUNT MODELS:

OBDD Steel

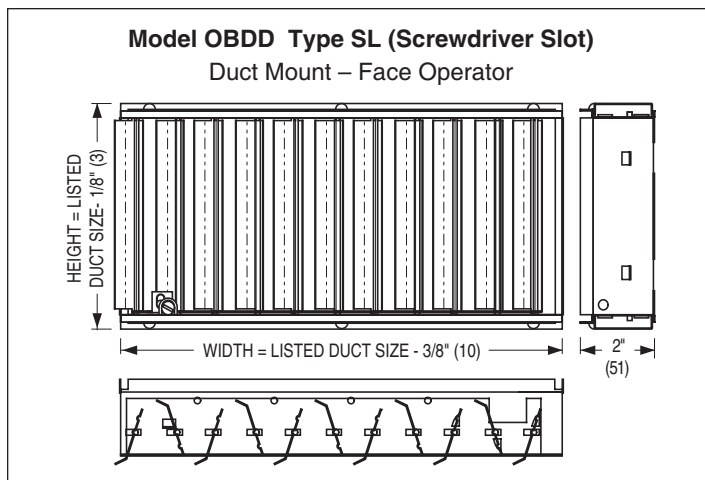
OBDD-A Aluminum

Designed for field installation, this damper mounts independently in the duct, separate from and behind the grille. Sized to suit and offer a friction fit in nominally sized ducts. Secure the dampers with 1/2" (13) long sheet metal screws (by others) through the double walled sub-frame. Supplied as standard with a screwdriver slot operator (Type SL).

Min. Size = 4" x 2 1/2" (102 x 64) Max. Size = 24" x 24" (610 x 610)

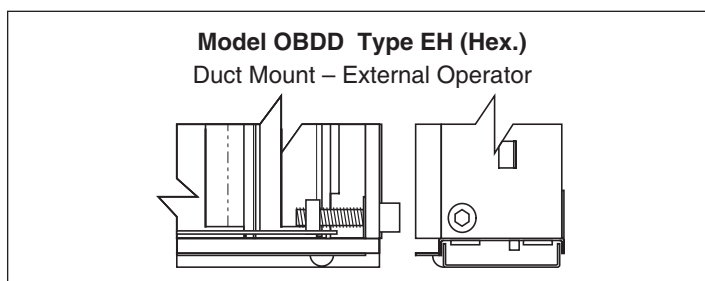
Type SL Operator

These models are supplied with a screwdriver slot face operator that is accessed from inside the duct by removing the grille.



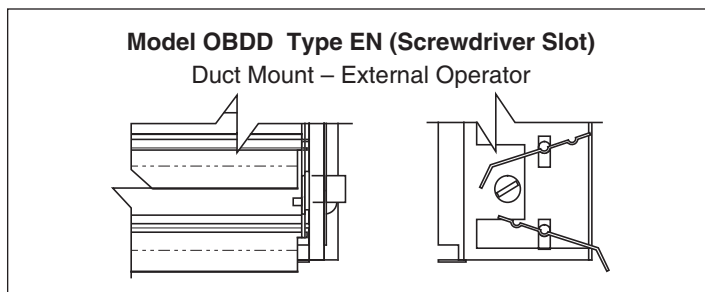
Type EH Operator

The EH Operator incorporates an external hex device that penetrates the duct wall to provide control. For use with 3/16" (5) Allen key wrench (by others).



Type EN Operator

The EN Operator incorporates an external (nylon) screwdriver slot device. This device is controlled externally through the duct.



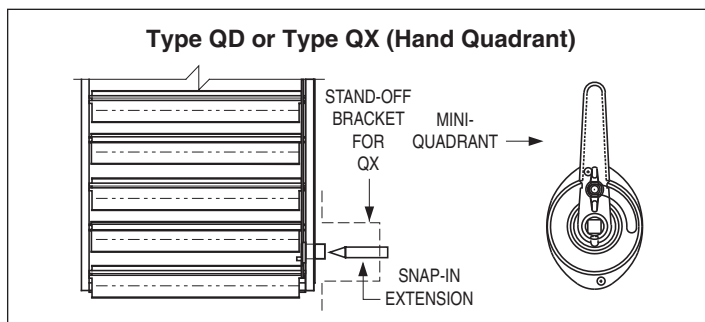
Type QD Operator *

The QD Operator includes a nylon snap-in extension that fits an external (nylon) operator. This device also includes a hand locking quadrant operator for control and position indication.

Type QX Operator *

The QX Operator includes a nylon snap-in extension that fits an external (nylon) operator. This device also includes a 2" (51) stand-off bracket and hand locking quadrant for control and position indication. To ensure quadrant is located on vertical side of duct, specify damper with blades parallel to the horizontal duct dimension.

*Not available on Model OBDD-A



Air Balancing Devices

OPPOSED BLADE DAMPERS — STAINLESS STEEL

Nailor Stainless Steel Opposed Blade Dampers feature heavy gauge, roll-formed blades and a heavy duty frame in all stainless steel construction. Type 304 stainless steel is standard with Type 316 as an available option.

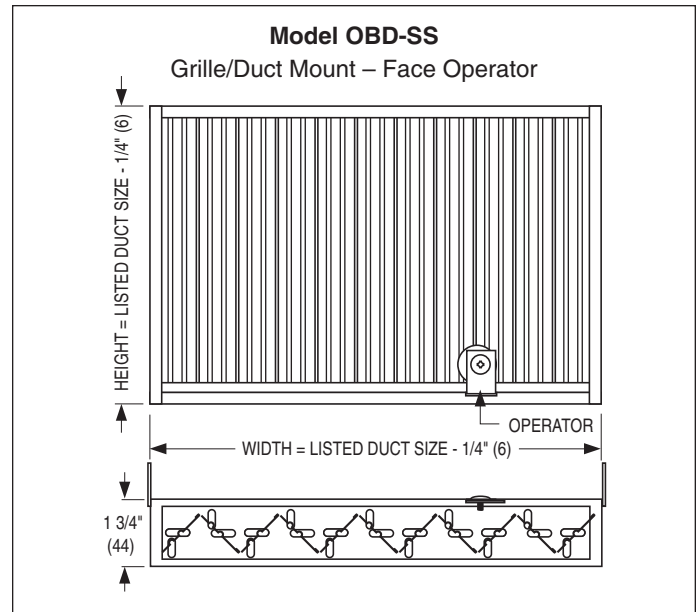
The gang operated multi-blade design with blades closing at 45 degrees permits fine volume control for accurate balancing with minimum disturbance to the airflow pattern. Blades are individually pivoted on 1" (25) centers.

GRILLE/DUCT MOUNT MODELS:

OBD-SS Stainless Steel

When ordered as part of the stainless steel grille, (using the suffix '-O' on the model number), the dampers are factory welded to the grille frame to provide a secure non-removable connection. If the dampers are ordered separately, they are supplied with mounting tabs. The tabs allow the dampers to be field installed onto a grille or to be mounted independently in the duct, separate from and behind the grille.

All Nailor stainless steel dampers feature a Philip's head screwdriver operator that is accessed through the face of the grille.



Volume Extractors

MODEL SERIES

EX Blades on 2" centers

EXD Blades on 1" centers

The **Model Series EX Volume Extractors** uniformly divert air from the main duct into the branch take-off and across the face of a grille or diffuser. Gang-operated parallel blades available on 2" (51) or 1" (25) centers pivot from full open to full closed with blades overlapping for shut-off. The curved blade design improves airflow by reducing turbulence, thereby reducing noise and pressure drop.

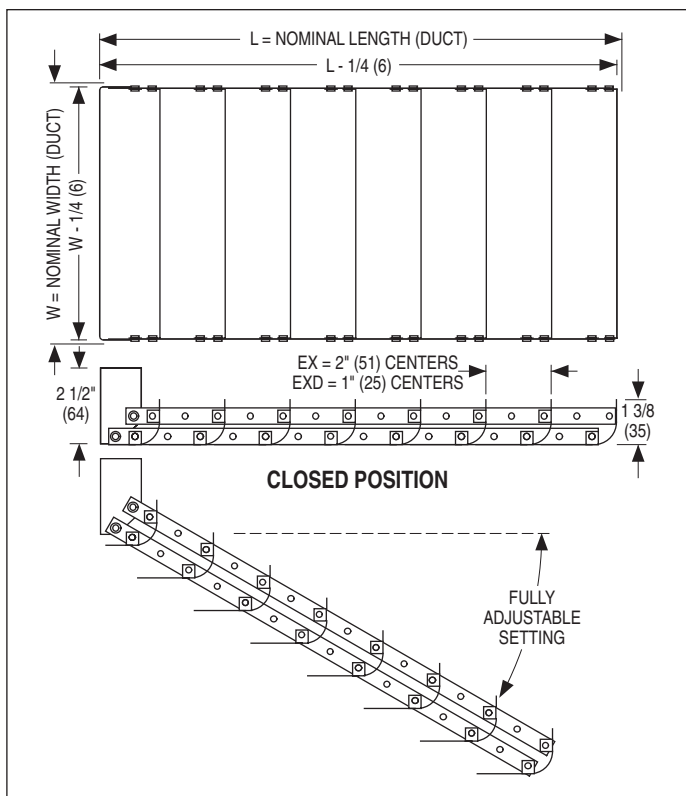
Specify or order: Length x Width. (Length is first dimension. Blades are parallel to width, second dimension).

FEATURES:

- Material: Galvanized steel.
- Minimum size: 6" x 4" (152 x 102).
- Maximum size: 36" x 36" (914 x 914).

Operator Types

<p>EX/EXD-1 Standard unit with adjusting strap.</p>	
<p>EX/EXD-1-R Rod operator for external operation.</p>	
<p>EX/EXD-2 Linkage with 7/16" (11) square hole (2 per unit). Remote operator (eg. Young Regulator #1) by others.</p>	
<p>EX/EXD-3 Screw gear operator. Adjusts with 3/16" (48) wrench (by others).</p>	



Optional Accessories

<p>RLD Locking device for Models EX/EXD-1-R.</p>	
--	--