ACOUSTICAL LOUVER
6" (152) DEEP • J BLADE • FORMED ALUMINUM
MODEL: 1606QJ

Model 1606QJ acoustical louver offers a blend of sound attenuation and weather protection within an aesthetically appealing design. The fiberglass blade insulation ensures effective sound absorption, while the formed J-blade delivers protection against elements. The model is suitable for both intake and exhaust applications and features a 40% free area ensuring optimal air performance.

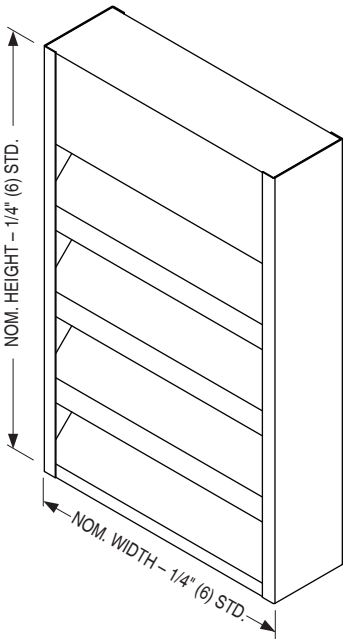

STANDARD CONSTRUCTION:

FRAME: 6" (152) deep, formed aluminum, .080" (2.03) nominal thickness.

BLADES: Formed aluminum, .080" (2.03) nominal thickness. Perforated interior retains and protects internal insulation.

ACOUSTICAL INSULATION: Fiberglass.

BLADE ANGLE: Fixed at 45 degrees.

BLADE SPACING: Approximately 6" (152) on centers.

SCREEN: 3/4" x .051" (19 x 1.3) expanded, flattened aluminum bird screen in removable frame (adds approximately 3/8" [10] to louver depth).

FINISH: Mill.

MINIMUM SIZE: 12" W x 12" H (305 x 305).

MAX. SINGLE SECTION SIZE: 60" W x 120" H (1524 x 3048). Larger louvers will require field assembly of smaller sections.

OPTIONS:

- ❑ **FL15** Flanged Frame, 1 1/2" (38).
- ❑ **FL20** Flanged Frame, 2" (51).
- ❑ **BSSS** Type 304 S.S. Bird Screen.
- ❑ **BSN** No Bird Screen.
- ❑ **ISA** Aluminum Insect Screen.
- ❑ **ISSS** Type 304 S.S. Insect Screen.
- ❑ **ESI** Extended Sill.
- ❑ **18GA** 18 ga. Galv. Steel Construction. (Supplied with 1/2" (38) x 19 ga. (1.0) Galv. Bird Screen)
- ❑ **FR1** 1" (25) Filter Rack.
- ❑ **FR2** 2" (51) Filter Rack.
- ❑ **PACA** Perimeter Anchor Clips.
- ❑ Other: _____ .

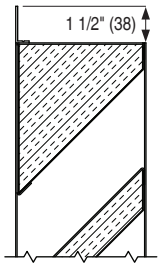

OPT. FLANGED FRAME

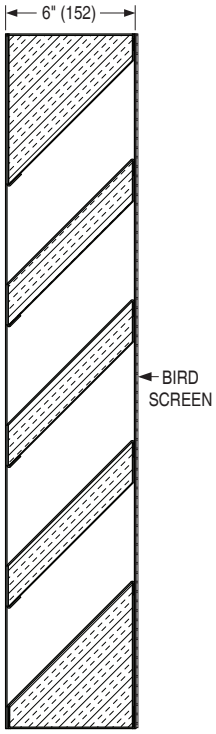

OPTIONAL FINISHES:

- ❑ **PC3** Powder Coat AAMA 2603. Color: _____ .
- ❑ **PC4** High Performance Powder Coat AAMA 2604 (Equivalent to 50% Kynar®). Color: _____ .
- ❑ **PC5** Fluoropolymer Powder Coat AAMA 2605 (Equivalent to 70% Kynar®). Color: _____ .
- ❑ **PCC** Prime Coat.
- ❑ **AN04** Clear Anodized 204-R1.
- ❑ **AN15** Clear Anodized 215-R1.

Color Anodized:

- ❑ **ANLB** Light Bronze.
- ❑ **ANMB** Medium Bronze.
- ❑ **ANDB** Dark Bronze.
- ❑ **ANBK** Black.

OPTIONAL W x H SIZING (1/4" [6.5] Undersize standard)**:**

- ❑ **U00** Exact Size.
- ❑ **U38** Undersize 3/8" (9.5).
- ❑ **U50** Undersize 1/2" (12.7).

amca WORLDWIDE CERTIFIED RATINGS
WATER PENETRATION
SOUND AND AIR PERFORMANCE
AIR MOVEMENT AND CONTROL ASSOCIATION INTERNATIONAL, INC.
www.amca.org

SCHEDULE TYPE:	Page 1 of 3			
PROJECT:	Dimensions are in inches (mm).			
ENGINEER:	**DATE**	**B SERIES**	**SUPERSEDES**	**DRAWING NO.**
CONTRACTOR:	**10 - 13 - 26**	**1600**	**10 - 10 - 25**	**1606QJ**

Nailor Industries Inc. reserves the right to change any information concerning product or pricing without notice.

Nailor Industries Inc.

ACOUSTICAL LOUVER
6" (152) DEEP • J BLADE • FORMED ALUMINUM
PERFORMANCE DATA
MODEL: 1606QJ

FREE AREA in Square Feet and Square Meters

Height in Inches and Meters	Width in Inches and Meters								
	12 0.30	18 0.46	24 0.61	30 0.76	36 0.91	42 1.07	48 1.22	54 1.37	60 1.52
12 0.30	0.20 0.02	0.31 0.03	0.43 0.04	0.55 0.05	0.67 0.06	0.79 0.07	0.90 0.08	1.02 0.09	1.14 0.11
18 0.46	0.39 0.04	0.63 0.06	0.86 0.08	1.10 0.10	1.34 0.12	1.57 0.15	1.81 0.17	2.04 0.19	2.28 0.21
24 0.61	0.59 0.05	0.94 0.09	1.30 0.12	1.65 0.15	2.00 0.19	2.36 0.22	2.71 0.25	3.07 0.28	3.42 0.32
30 0.76	0.79 0.07	1.26 0.12	1.73 0.16	2.20 0.20	2.67 0.25	3.14 0.29	3.62 0.34	4.09 0.38	4.56 0.42
36 0.91	0.98 0.09	1.57 0.15	2.16 0.20	2.75 0.26	3.34 0.31	3.93 0.37	4.52 0.42	5.11 0.47	5.70 0.53
42 1.07	1.18 0.11	1.89 0.18	2.59 0.24	3.30 0.31	4.01 0.37	4.72 0.44	5.42 0.50	6.13 0.57	6.84 0.64
48 1.22	1.38 0.13	2.20 0.20	3.03 0.28	3.85 0.36	4.68 0.43	5.50 0.51	6.33 0.59	7.15 0.66	7.98 0.74
54 1.37	1.57 0.15	2.52 0.23	3.46 0.32	4.40 0.41	5.35 0.50	6.29 0.58	7.23 0.67	8.18 0.76	9.12 0.85
60 1.52	1.77 0.16	2.83 0.26	3.89 0.36	4.95 0.46	6.01 0.56	7.08 0.66	8.14 0.76	9.20 0.85	10.26 0.95
66 1.68	1.97 0.18	3.14 0.29	4.32 0.40	5.50 0.51	6.68 0.62	7.86 0.73	9.04 0.84	10.22 0.95	11.40 1.06
72 1.83	2.16 0.20	3.46 0.32	4.76 0.44	6.05 0.56	7.35 0.68	8.65 0.80	9.94 0.92	11.24 1.04	12.54 1.16
78 1.98	2.36 0.22	3.77 0.35	5.19 0.48	6.60 0.61	8.02 0.74	9.43 0.88	10.85 1.01	12.26 1.14	13.68 1.27
84 2.13	2.55 0.24	4.09 0.38	5.62 0.52	7.15 0.66	8.69 0.81	10.22 0.95	11.75 1.09	13.29 1.23	14.82 1.38
90 2.29	2.75 0.26	4.40 0.41	6.05 0.56	7.70 0.72	9.35 0.87	11.01 1.02	12.66 1.18	14.31 1.33	15.96 1.48
96 2.44	2.95 0.27	4.72 0.44	6.49 0.60	8.25 0.77	10.02 0.93	11.79 1.10	13.56 1.26	15.33 1.42	17.10 1.59
102 2.59	3.14 0.29	5.03 0.47	6.92 0.64	8.80 0.82	10.69 0.99	12.58 1.17	14.46 1.34	16.35 1.52	18.24 1.69
108 2.74	3.34 0.31	5.35 0.50	7.35 0.68	9.35 0.87	11.36 1.06	13.36 1.24	15.37 1.43	17.37 1.61	19.38 1.80
114 2.90	3.54 0.33	5.66 0.53	7.78 0.72	9.91 0.92	12.03 1.12	14.15 1.31	16.27 1.51	18.40 1.71	20.52 1.91
120 3.05	3.73 0.35	5.97 0.56	8.21 0.76	10.46 0.97	12.70 1.18	14.94 1.39	17.18 1.60	19.42 1.80	21.66 2.01

amca WORLDWIDE CERTIFIED RATINGS
WATER PENETRATION
SOUND AND AIR PERFORMANCE
AIR MOVEMENT AND CONTROL ASSOCIATION INTERNATIONAL, INC.
www.amca.org

SCHEDULE TYPE:	Page 2 of 3 Dimensions are in inches (mm).			
PROJECT:				
ENGINEER:	**DATE**	**B SERIES**	**SUPERSEDES**	**DRAWING NO.**
CONTRACTOR:	**10 - 13 - 26**	**1600**	**10 - 10 - 25**	**1606QJ**

Nailor Industries Inc. reserves the right to change any information concerning product or pricing without notice.

ACOUSTICAL LOUVER
6" (152) DEEP • J BLADE • FORMED ALUMINUM
PERFORMANCE DATA
MODEL: 1606QJ

AIRFLOW/WATER PENETRATION DATA
for 48" x 48" (1219 x 1219) Louver Size

	Free Area %	40%
	Free Area sq. ft. (sq. m.)	6.33 (0.59)
INTAKE	Free Area Velocity at Point of Beginning Water Penetration at .01 oz./sq. ft. (3 ml/sq. m) (15 min. test duration)	788 fpm (240 m/min.)
	Air Volume at 788 fpm Free Area Velocity	4988 cfm (2354 l/s)
	Pressure Drop @ 788 fpm	.08 in. w.g. (20 Pa)

NOTE: To minimize water penetration when sizing intake louvers, select a Free Area Velocity that is **below** the point of beginning water penetration.

PRESSURE DROP

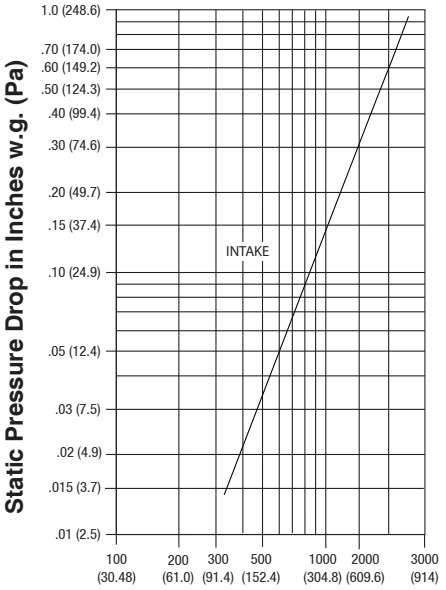

Air Velocity in Feet (Meters) Per Minute Through Free Area

Louver test size: 48" x 48" (1219 x 1219 mm).
Standard air density @ 0.075 lbs/ft^3.
Tested to AMCA Fig. 5.5 – 6.5.

FREE FIELD NOISE REDUCTION

Octave Band (Frequency)(Hz)	Free Field Noise Reduction (db)	Transmission Loss (db)	Sound Transmission Class
2 (125)	11	5	8
3 (250)	9	3	
4 (500)	10	4	
5 (1000)	13	7	
6 (2000)	20	14	
7 (4000)	15	9	

NOTE: The Sound Transmission Class (STC) is a single number rating of the louver's resistance to transfer airborne sound, calculated in accordance with ASTM E413-22. The higher the STC rating number, the less sound is transmitted through the louver. STC is not AMCA certified.

SOUND TRANSMISSION CLASS

The Sound Transmission Class (STC) measures how an assembly reduces or blocks airborne sound transmission. It is a single numerical value that summarizes the sound insulation performance of an assembly. Higher STC ratings indicate better soundproofing capabilities. The STC rating is determined based on the guidelines set by ASTM E413-22.

TRANSMISSION LOSS

Transmission loss (TL) measures the reduction in sound power (dB) as sound passes through a material at a specific frequency. A higher TL indicates better sound reduction. When testing a louver's sound performance, TL shows how effectively it blocks sound. This is typically tested in accordance with ASTM E90-09.

FREE FIELD NOISE REDUCTION IN DECIBELS

Free Field Noise Reduction is determined by adding 6 dB to the Transmission Loss.

amca WORLDWIDE CERTIFIED RATINGS
WATER PENETRATION
SOUND AND AIR PERFORMANCE
AIR MOVEMENT AND CONTROL ASSOCIATION INTERNATIONAL, INC.
www.amca.org

Nailor Industries Inc. certifies that the Model 1606QJ shown herein is licensed to bear the AMCA Certified Ratings Program seal. The ratings shown are based on tests and procedures performed in accordance with AMCA Publication 511 and comply with the requirements of the AMCA Certified Ratings Program. The AMCA Certified Ratings Program seal applies to air performance, water penetration and sound performance ratings.

Louvers were tested in accordance with AMCA Standard 500-L.

SCHEDULE TYPE:	Page 3 of 3			
PROJECT:	Dimensions are in inches (mm).			
ENGINEER:	DATE	B SERIES	SUPERSEDES	DRAWING NO.
CONTRACTOR:	10 - 13 - 26	1600	10 - 10 - 25	1606QJ

Nailor Industries Inc. reserves the right to change any information concerning product or pricing without notice.

ACOUSTICAL LOUVER
8" (203) DEEP • AIRFOIL BLADE • FORMED ALUMINUM
MODEL: 1608QAF

Nailor Industries Inc.

Model 1608QAF acoustical louver is designed to protect air intake and exhaust openings in exterior walls, offering a combination of weather protection and sound attenuation. The insulated airfoil blades provide a higher free area and lower pressure drop compared to traditional straight J blade models.

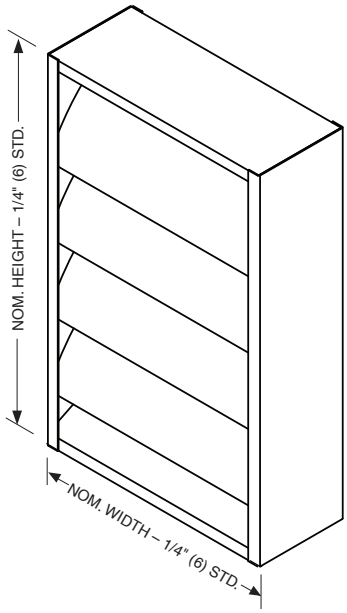

STANDARD CONSTRUCTION:

FRAME: 8" (203) deep, formed aluminum, .080" (2.03) nominal thickness.

BLADES: Formed aluminum, .080" (2.03) nominal thickness. Perforated interior retains and protects internal insulation.

ACOUSTICAL INSULATION: Fiberglass.

BLADE ANGLE: Fixed at 45 degrees.

BLADE SPACING: Approximately 6" (152) on centers.

SCREEN: 3/4" x .051" (19 x 1.3) expanded, flattened aluminum bird screen in removable frame (adds approximately 3/8" [10] to louver depth).

FINISH: Mill.

MINIMUM SIZE: 12" W x 12" H (305 x 305).

MAX. SINGLE SECTION SIZE: 60" W x 120" H (1524 x 3048). Larger louvers will require field assembly of smaller sections.

OPTIONS:

- ❑ **FL15** Flanged Frame, 1 1/2" (38).
- ❑ **FL20** Flanged Frame, 2" (51).
- ❑ **BSSS** Type 304 S. S. Bird Screen.
- ❑ **BSN** No Bird Screen.
- ❑ **ISA** Aluminum Insect Screen.
- ❑ **ISSS** Type 304 S. S. Insect Screen.
- ❑ **ESI** Extended Sill.
- ❑ **18GA** 18 ga. Galv. Steel Construction. (Supplied with 1/2" (38) x 19 ga. (1.0) Galv. Bird Screen)
- ❑ **FR1** 1" (25) Filter Rack.
- ❑ **FR2** 2" (51) Filter Rack.
- ❑ **PACA** Perimeter Anchor Clips.
- ❑ Other: _____ .

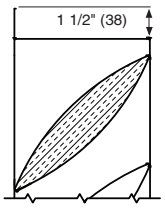

OPT. FLANGED FRAME
(FL15 STD.)

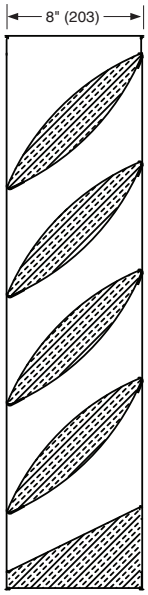

OPTIONAL FINISHES:

- ❑ **PC3** Powder Coat AAMA 2603. Color: _____ .
- ❑ **PC4** High Performance Powder Coat AAMA 2604 (Equivalent to 50% Kynar®). Color: _____ .
- ❑ **PC5** Fluoropolymer Powder Coat AAMA 2605 (Equivalent to 70% Kynar®). Color: _____ .
- ❑ **PCC** Prime Coat.
- ❑ **AN04** Clear Anodized 204-R1.
- ❑ **AN15** Clear Anodized 215-R1.

Color Anodized:

- ❑ **ANLB** Light Bronze.
- ❑ **ANMB** Medium Bronze.
- ❑ **ANDB** Dark Bronze.
- ❑ **ANBK** Black.

amca WORLDWIDE CERTIFIED RATINGS
WATER PENETRATION
SOUND AND AIR PERFORMANCE
AIR MOVEMENT AND CONTROL ASSOCIATION INTERNATIONAL, INC.®
www.amca.org

OPTIONAL W x H SIZING (1/4" [6.5] Undersize standard)**:**

- ❑ **U00** Exact Size.
- ❑ **U38** Undersize 3/8" (9.5).
- ❑ **U50** Undersize 1/2" (12.7).

SCHEDULE TYPE:	Page 1 of 3			
PROJECT:	Dimensions are in inches (mm).			
ENGINEER:	**DATE**	**B SERIES**	**SUPERSEDES**	**DRAWING NO.**
CONTRACTOR:	**10 - 19 - 26**	**1600**	**4 - 22 - 25**	**1608QAF**

Nailor Industries Inc. reserves the right to change any information concerning product or pricing without notice.

Nailor Industries Inc.

ACOUSTICAL LOUVER
8" (203) DEEP • AIRFOIL BLADE • FORMED ALUMINUM
PERFORMANCE DATA
MODEL: 1608QAF

FREE AREA in Square Feet and Square Meters

Height in Inches and Meters	Width in Inches and Meters								
	12 0.30	18 0.46	24 0.61	30 0.76	36 0.91	42 1.07	48 1.22	54 1.37	60 1.52
12 0.30	0.12 0.01	0.20 0.02	0.27 0.03	0.35 0.03	0.42 0.04	0.49 0.05	0.57 0.05	0.64 0.06	0.72 0.07
18 0.46	0.28 0.03	0.44 0.04	0.61 0.06	0.77 0.07	0.94 0.09	1.10 0.10	1.27 0.12	1.43 0.13	1.60 0.15
24 0.61	0.43 0.04	0.68 0.06	0.94 0.09	1.19 0.11	1.45 0.13	1.71 0.16	1.96 0.18	2.22 0.21	2.47 0.23
30 0.76	0.58 0.05	0.92 0.09	1.27 0.12	1.62 0.15	1.96 0.18	2.31 0.21	2.66 0.25	3.00 0.28	3.35 0.31
36 0.91	0.73 0.07	1.17 0.11	1.60 0.15	2.04 0.19	2.48 0.23	2.92 0.27	3.35 0.31	3.79 0.35	4.23 0.39
42 1.07	0.88 0.08	1.41 0.13	1.94 0.18	2.47 0.23	2.99 0.28	3.52 0.33	4.05 0.38	4.58 0.43	5.11 0.47
48 1.22	1.03 0.10	1.65 0.15	2.27 0.21	2.89 0.27	3.51 0.33	4.13 0.38	4.75 0.44	5.37 0.50	5.99 0.56
54 1.37	1.18 0.11	1.89 0.18	2.60 0.24	3.31 0.31	4.02 0.37	4.73 0.44	5.44 0.51	6.15 0.57	6.86 0.64
60 1.52	1.33 0.12	2.14 0.20	2.94 0.27	3.74 0.35	4.54 0.42	5.34 0.50	6.14 0.57	6.94 0.64	7.74 0.72
66 1.68	1.49 0.14	2.38 0.22	3.27 0.30	4.16 0.39	5.05 0.47	5.94 0.55	6.84 0.64	7.73 0.72	8.62 0.80
72 1.83	1.64 0.15	2.62 0.24	3.60 0.33	4.59 0.43	5.57 0.52	6.55 0.61	7.53 0.70	8.52 0.79	9.50 0.88
78 1.98	1.79 0.17	2.86 0.27	3.94 0.37	5.01 0.47	6.08 0.57	7.16 0.66	8.23 0.76	9.30 0.86	10.38 0.96
84 2.13	1.94 0.18	3.10 0.29	4.27 0.40	5.43 0.50	6.60 0.61	7.76 0.72	8.93 0.83	10.09 0.94	11.25 1.05
90 2.29	2.09 0.19	3.35 0.31	4.60 0.43	5.86 0.54	7.11 0.66	8.37 0.78	9.62 0.89	10.88 1.01	12.13 1.13
96 2.44	2.24 0.21	3.59 0.33	4.93 0.46	6.28 0.58	7.63 0.71	8.97 0.83	10.32 0.96	11.66 1.08	13.01 1.21
102 2.59	2.39 0.22	3.83 0.36	5.27 0.49	6.70 0.62	8.14 0.76	9.58 0.89	11.01 1.02	12.45 1.16	13.89 1.29
108 2.74	2.55 0.24	4.07 0.38	5.60 0.52	7.13 0.66	8.66 0.80	10.18 0.95	11.71 1.09	13.24 1.23	14.77 1.37
114 2.90	2.70 0.25	4.32 0.40	5.93 0.55	7.55 0.70	9.17 0.85	10.79 1.00	12.41 1.15	14.03 1.30	15.64 1.45
120 3.05	2.85 0.26	4.56 0.42	6.27 0.58	7.98 0.74	9.69 0.90	11.39 1.06	13.10 1.22	14.81 1.38	16.52 1.53

amca WORLDWIDE CERTIFIED RATINGS
WATER PENETRATION
SOUND AND AIR PERFORMANCE
AIR MOVEMENT AND CONTROL ASSOCIATION INTERNATIONAL, INC.
www.amca.org

SCHEDULE TYPE:	Page 2 of 3 Dimensions are in inches (mm).			
PROJECT:				
ENGINEER:	**DATE**	**B SERIES**	**SUPERSEDES**	**DRAWING NO.**
CONTRACTOR:	**10 - 19 - 26**	**1600**	**4 - 22 - 25**	**1608QAF**

Nailor Industries Inc. reserves the right to change any information concerning product or pricing without notice.

ACOUSTICAL LOUVER
8" (203) DEEP • AIRFOIL BLADE • FORMED ALUMINUM
PERFORMANCE DATA
MODEL: 1608QAF

AIRFLOW/WATER PENETRATION DATA
for 48" x 48" (1219 x 1219) Louver Size

	Free Area %	30%
	Free Area sq. ft. (sq. m.)	4.75 (0.44)
INTAKE	Free Area Velocity at Point of Beginning Water Penetration at .01 oz./sq. ft. (3 ml/sq. m) (15 min. test duration)	676 fpm (206 m/min.)
INTAKE	Air Volume at 676 fpm Free Area Velocity	3212 cfm (1516 l/s)
INTAKE	Pressure Drop @ 676 fpm	.04 in. w.g. (10 Pa)

NOTE: To minimize water penetration when sizing intake louvers, select a Free Area Velocity that is **below** the point of beginning water penetration.

PRESSURE DROP

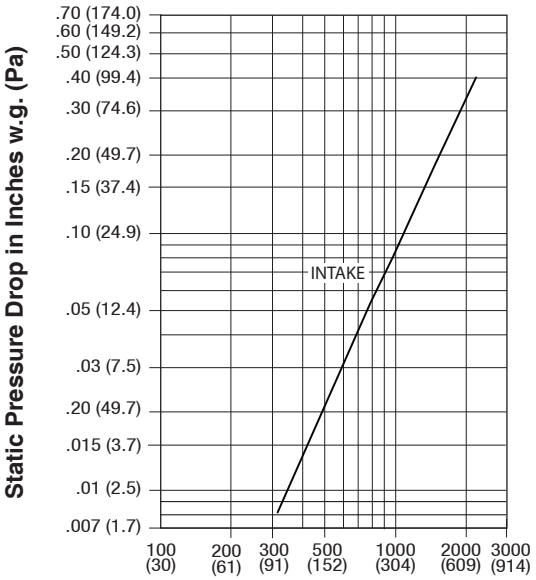

Air Velocity in Feet (Meters) Per Minute Through Free Area

Louver test size: 48" x 48" (1219 x 1219 mm).
Standard air density @ 0.075 lbs/ft^3.
Tested to AMCA Fig. 5.5 – 6.5.

FREE FIELD NOISE REDUCTION

Octave Band (Frequency)(Hz)	Free Field Noise Reduction (db)	Transmission Loss (db)	Sound Transmission Class
2 (125)	11	5	9
3 (250)	9	3	
4 (500)	11	5	
5 (1000)	15	9	
6 (2000)	21	15	
7 (4000)	17	11	

NOTE: The Sound Transmission Class (STC) is a single number rating of the louver's resistance to transfer airborne sound, calculated in accordance with ASTM E413-22. The higher the STC rating number, the less sound is transmitted through the louver. STC is not AMCA certified.

SOUND TRANSMISSION CLASS

The Sound Transmission Class (STC) measures how an assembly reduces or blocks airborne sound transmission. It is a single numerical value that summarizes the sound insulation performance of an assembly. Higher STC ratings indicate better soundproofing capabilities. The STC rating is determined based on the guidelines set by ASTM E413-22.

TRANSMISSION LOSS

Transmission loss (TL) measures the reduction in sound power (dB) as sound passes through a material at a specific frequency. A higher TL indicates better sound reduction. When testing a louver's sound performance, TL shows how effectively it blocks sound. This is typically tested in accordance with ASTM E90-09.

FREE FIELD NOISE REDUCTION IN DECIBELS

Free Field Noise Reduction is determined by adding 6 dB to the Transmission Loss.

amca WORLDWIDE CERTIFIED RATINGS WATER PENETRATION SOUND AND AIR PERFORMANCE AIR MOVEMENT AND CONTROL ASSOCIATION INTERNATIONAL, INC. www.amca.org

Nailor Industries Inc. certifies that the Model 1608QAF shown herein is licensed to bear the AMCA Certified Ratings Program seal. The ratings shown are based on tests and procedures performed in accordance with AMCA Publication 511 and comply with the requirements of the AMCA Certified Ratings Program. The AMCA Certified Ratings Program seal applies to air performance, water penetration and sound performance ratings.

Louvers were tested in accordance with AMCA Standard 500-L.

SCHEDULE TYPE:	Page 3 of 3			
PROJECT:	Dimensions are in inches (mm).			
ENGINEER:	DATE	B SERIES	SUPERSEDES	DRAWING NO.
CONTRACTOR:	10 - 19 - 26	1600	4 - 22 - 25	1608QAF

Nailor Industries Inc. reserves the right to change any information concerning product or pricing without notice.

ACOUSTICAL LOUVER
8" (203) DEEP • J BLADE • FORMED ALUMINUM
MODEL: 1608QJ

Nailor Industries Inc.

Model 1608QJ acoustical louver offers a blend of sound attenuation and weather protection within an aesthetically appealing design. The fiberglass blade insulation ensures effective sound absorption, while the formed J-blade delivers protection against elements. The 8” frame provides greater noise reduction and a higher beginning of water penetration compared to models with thinner frames.

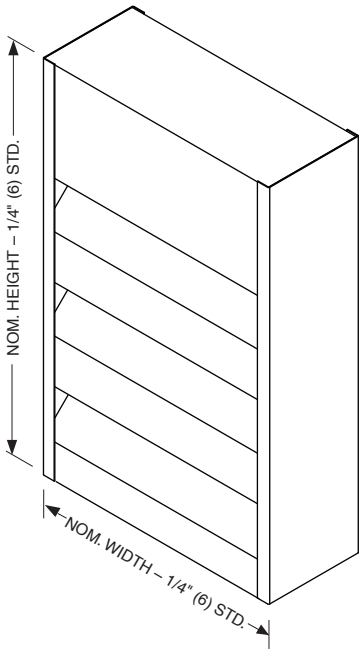

STANDARD CONSTRUCTION:

FRAME: 8" (203) deep, formed aluminum, .080" (2.03) nominal thickness.

BLADES: Formed aluminum, .080" (2.03) nominal thickness. Perforated interior retains and protects internal insulation.

ACOUSTICAL INSULATION: Fiberglass.

BLADE ANGLE: Fixed at 45 degrees.

BLADE SPACING: Approximately 8" (203) on centers.

SCREEN: 3/4" x .051" (19 x 1.3) expanded, flattened aluminum bird screen in removable frame (adds approximately 3/8" [10] to louver depth).

FINISH: Mill.

MINIMUM SIZE: 12" W x 14" H (305 x 356).

MAX. SINGLE SECTION SIZE: 60" W x 120" H (1524 x 3048). Larger louvers will require field assembly of smaller sections.

OPTIONS:

- ❑ **FL15** Flanged Frame, 1 1/2" (38).
- ❑ **FL20** Flanged Frame, 2" (51).
- ❑ **BSSS** Type 304 S.S. Bird Screen.
- ❑ **BSN** No Bird Screen.
- ❑ **ISA** Aluminum Insect Screen.
- ❑ **ISSS** Type 304 S.S. Insect Screen.
- ❑ **ESI** Extended Sill
- ❑ **18GA** 18 ga. Galv. Steel Construction. (Supplied with 1/2" (38) x 19 ga. (1.0) Galv. Bird Screen)
- ❑ **FR1** 1" (25) Filter Rack.
- ❑ **FR2** 2" (51) Filter Rack.
- ❑ **PACA** Perimeter Anchor Clips.
- ❑ Other: _____ .

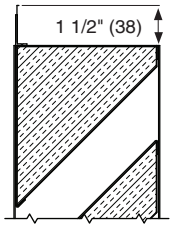

OPT. FLANGED FRAME

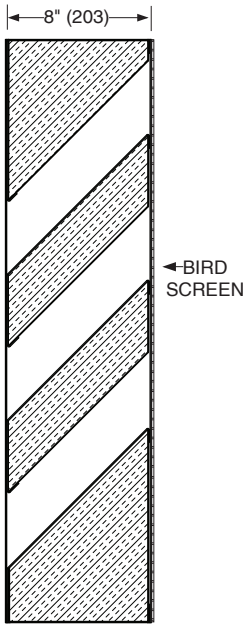

OPTIONAL FINISHES:

- ❑ **PC3** Powder Coat AAMA 2603. Color: _____ .
- ❑ **PC4** High Performance Powder Coat AAMA 2604 (Equivalent to 50% Kynar®). Color: _____ .
- ❑ **PC5** Fluoropolymer Powder Coat AAMA 2605 (Equivalent to 70% Kynar®). Color: _____ .
- ❑ **PCC** Prime Coat.
- ❑ **AN04** Clear Anodized 204-R1.
- ❑ **AN15** Clear Anodized 215-R1.

Color Anodized:

- ❑ **ANLB** Light Bronze.
- ❑ **ANMB** Medium Bronze.
- ❑ **ANDB** Dark Bronze.
- ❑ **ANBK** Black.

OPTIONAL W x H SIZING (1/4" [6.5] Undersize standard)**:**

- ❑ **U00** Exact Size.
- ❑ **U38** Undersize 3/8" (9.5).
- ❑ **U50** Undersize 1/2" (12.7).

amca WORLDWIDE CERTIFIED RATINGS — WATER PENETRATION — SOUND AND AIR PERFORMANCE — AIR MOVEMENT AND CONTROL ASSOCIATION INTERNATIONAL, INC. www.amca.org

SCHEDULE TYPE:	Page 1 of 3			
PROJECT:	Dimensions are in inches (mm).			
ENGINEER:	**DATE**	**B SERIES**	**SUPERSEDES**	**DRAWING NO.**
CONTRACTOR:	**10 - 19 - 26**	**1600**	**2 - 19 - 25**	**1608QJ**

Nailor Industries Inc. reserves the right to change any information concerning product or pricing without notice.

Nailor Industries Inc.

ACOUSTICAL LOUVER
8" (203) DEEP • J BLADE • FORMED ALUMINUM
PERFORMANCE DATA
MODEL: 1608QJ

FREE AREA in Square Feet and Square Meters

Height in Inches and Meters	Width in Inches and Meters								
	12 0.30	18 0.46	24 0.61	30 0.76	36 0.91	42 1.07	48 1.22	54 1.37	60 1.52
14 0.30	0.20 0.02	0.31 0.03	0.43 0.04	0.55 0.05	0.67 0.06	0.79 0.07	0.90 0.08	1.02 0.09	1.14 0.11
18 0.46	0.20 0.02	0.31 0.03	0.43 0.04	0.55 0.05	0.67 0.06	0.79 0.07	0.90 0.08	1.02 0.09	1.14 0.11
24 0.61	0.39 0.04	0.63 0.06	0.86 0.08	1.10 0.10	1.34 0.12	1.57 0.15	1.81 0.17	2.04 0.19	2.28 0.21
30 0.76	0.55 0.05	0.88 0.08	1.22 0.11	1.55 0.14	1.88 0.17	2.21 0.21	2.54 0.24	2.87 0.27	3.21 0.30
36 0.91	0.69 0.06	1.10 0.10	1.52 0.14	1.93 0.18	2.34 0.22	2.76 0.26	3.17 0.29	3.59 0.33	4.00 0.37
42 1.07	0.79 0.07	1.26 0.12	1.73 0.16	2.20 0.20	2.67 0.25	3.14 0.29	3.62 0.34	4.09 0.38	4.56 0.42
48 1.22	0.98 0.09	1.57 0.15	2.16 0.20	2.75 0.26	3.34 0.31	3.93 0.37	4.52 0.42	5.11 0.47	5.70 0.53
54 1.37	1.14 0.11	1.83 0.17	2.51 0.23	3.20 0.30	3.88 0.36	4.57 0.42	5.25 0.49	5.94 0.55	6.63 0.62
60 1.52	1.28 0.12	2.05 0.19	2.81 0.26	3.58 0.33	4.35 0.40	5.12 0.48	5.88 0.55	6.65 0.62	7.42 0.69
66 1.68	1.38 0.13	2.20 0.20	3.03 0.28	3.85 0.36	4.68 0.43	5.50 0.51	6.33 0.59	7.15 0.66	7.98 0.74
72 1.83	1.57 0.15	2.52 0.23	3.46 0.32	4.40 0.41	5.35 0.50	6.29 0.58	7.23 0.67	8.18 0.76	9.12 0.85
78 1.98	1.73 0.16	2.77 0.26	3.81 0.35	4.85 0.45	5.89 0.55	6.93 0.64	7.97 0.74	9.01 0.84	10.05 0.93
84 2.13	1.87 0.17	2.99 0.28	4.11 0.38	5.23 0.49	6.35 0.59	7.48 0.69	8.60 0.80	9.72 0.90	10.84 1.01
90 2.29	1.97 0.18	3.14 0.29	4.32 0.40	5.50 0.51	6.68 0.62	7.86 0.73	9.04 0.84	10.22 0.95	11.40 1.06
96 2.44	2.16 0.20	3.46 0.32	4.76 0.44	6.05 0.56	7.35 0.68	8.65 0.80	9.94 0.92	11.24 1.04	12.54 1.16
102 2.59	2.32 0.22	3.71 0.35	5.11 0.47	6.50 0.60	7.89 0.73	9.29 0.86	10.68 0.99	12.07 1.12	13.46 1.25
108 2.74	2.46 0.23	3.93 0.37	5.41 0.50	6.88 0.64	8.36 0.78	9.83 0.91	11.31 1.05	12.78 1.19	14.26 1.32
114 2.90	2.55 0.24	4.09 0.38	5.62 0.52	7.15 0.66	8.69 0.81	10.22 0.95	11.75 1.09	13.29 1.23	14.82 1.38
120 3.05	2.75 0.26	4.40 0.41	6.05 0.56	7.70 0.72	9.35 0.87	11.01 1.02	12.66 1.18	14.31 1.33	15.96 1.48

amca WORLDWIDE CERTIFIED RATINGS
WATER PENETRATION
SOUND AND AIR PERFORMANCE
AIR MOVEMENT AND CONTROL ASSOCIATION INTERNATIONAL, INC.
www.amca.org

SCHEDULE TYPE:	Page 2 of 3 Dimensions are in inches (mm).			
PROJECT:				
ENGINEER:	**DATE**	**B SERIES**	**SUPERSEDES**	**DRAWING NO.**
CONTRACTOR:	**10 - 19 - 26**	**1600**	**2 - 19 - 25**	**1608QJ**

Nailor Industries Inc. reserves the right to change any information concerning product or pricing without notice.

ACOUSTICAL LOUVER
8" (203) DEEP • J BLADE • FORMED ALUMINUM
PERFORMANCE DATA
MODEL: 1608QJ

AIRFLOW/WATER PENETRATION DATA
for 48" x 48" (1219 x 1219) Louver Size

	Free Area %	28%
	Free Area sq. ft. (sq. m.)	4.52 (0.42)
INTAKE	Free Area Velocity at Point of Beginning Water Penetration at .01 oz./sq. ft. (3 ml/sq. m) (15 min. test duration)	925 fpm (282 m/min.)
INTAKE	Air Volume at 925 fpm Free Area Velocity	4181 cfm (1973 l/s)
INTAKE	Pressure Drop @ 925 fpm	.11 in. w.g. (27 Pa)

NOTE: To minimize water penetration when sizing intake louvers, select a Free Area Velocity that is **below** the point of beginning water penetration.

PRESSURE DROP

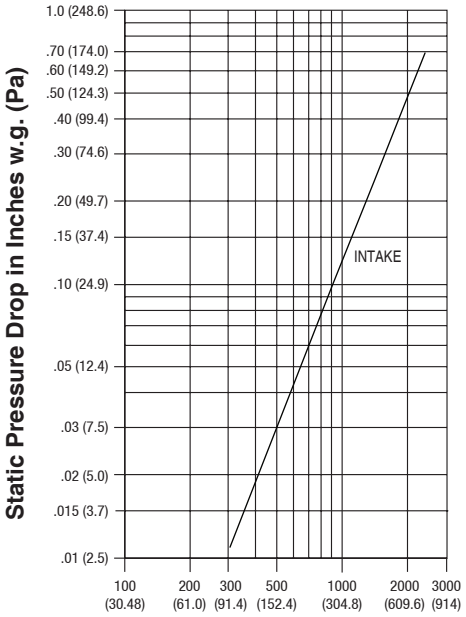

Air Velocity in Feet (Meters) Per Minute Through Free Area

Louver test size: 48" x 48" (1219 x 1219 mm).
Standard air density @ 0.075 lbs/ft³.
Tested to AMCA Fig. 5.5 – 6.5.

FREE FIELD NOISE REDUCTION

Octave Band (Frequency)(Hz)	Free Field Noise Reduction (db)	Transmission Loss (db)	Sound Transmission Class
2 (125)	11	5	13
3 (250)	11	5	
4 (500)	15	9	
5 (1000)	21	15	
6 (2000)	22	16	
7 (4000)	18	12	

NOTE: The Sound Transmission Class (STC) is a single number rating of the louver's resistance to transfer airborne sound, calculated in accordance with ASTM E413-22. The higher the STC rating number, the less sound is transmitted through the louver. STC is not AMCA certified.

SOUND TRANSMISSION CLASS

The Sound Transmission Class (STC) measures how an assembly reduces or blocks airborne sound transmission. It is a single numerical value that summarizes the sound insulation performance of an assembly. Higher STC ratings indicate better soundproofing capabilities. The STC rating is determined based on the guidelines set by ASTM E413-22.

TRANSMISSION LOSS

Transmission loss (TL) measures the reduction in sound power (dB) as sound passes through a material at a specific frequency. A higher TL indicates better sound reduction. When testing a louver's sound performance, TL shows how effectively it blocks sound. This is typically tested in accordance with ASTM E90-09.

FREE FIELD NOISE REDUCTION IN DECIBELS

Free Field Noise Reduction is determined by adding 6 dB to the Transmission Loss.

amca WORLDWIDE CERTIFIED RATINGS WATER PENETRATION SOUND AND AIR PERFORMANCE AIR MOVEMENT AND CONTROL ASSOCIATION INTERNATIONAL, INC.® www.amca.org

Nailor Industries Inc. certifies that the Model 1608QJ shown herein is licensed to bear the AMCA Certified Ratings Program seal. The ratings shown are based on tests and procedures performed in accordance with AMCA Publication 511 and comply with the requirements of the AMCA Certified Ratings Program. The AMCA Certified Ratings Program seal applies to air performance, water penetration and sound performance ratings.

Louvers were tested in accordance with AMCA Standard 500-L.

SCHEDULE TYPE:	Page 3 of 3			
PROJECT:	Dimensions are in inches (mm).			
ENGINEER:	**DATE**	**B SERIES**	**SUPERSEDES**	**DRAWING NO.**
CONTRACTOR:	**10 - 19 - 26**	**1600**	**2 - 19 - 25**	**1608QJ**

Nailor Industries Inc. reserves the right to change any information concerning product or pricing without notice.

ACOUSTICAL LOUVER
12" (305) DEEP • J BLADE • FORMED ALUMINUM
MODEL: 1612QJ

Nailor Industries Inc.

Model 1612QJ acoustical louver offers a blend of sound attenuation and weather protection within an aesthetically appealing design. The fiberglass blade insulation ensures effective sound absorption, while the formed J-blade delivers protection against elements. The 12" frame provides greater noise reduction and a higher beginning of water penetration compared to models with thinner frames.

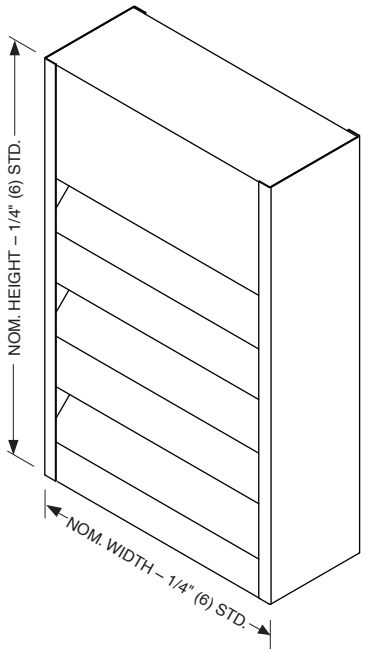

STANDARD CONSTRUCTION:

FRAME: 12" (305) deep, formed aluminum, .080" (2.03) nominal thickness.

BLADES: Formed aluminum, .080" (2.03) nominal thickness. Perforated interior retains and protects internal insulation.

ACOUSTICAL INSULATION: Fiberglass.

BLADE ANGLE: Fixed at 45 degrees.

BLADE SPACING: Approximately 12" (305) on centers.

SCREEN: 3/4" x .051" (19 x 1.3) expanded, flattened aluminum bird screen in removable frame (adds approximately 3/8" [10] to louver depth).

FINISH: Mill.

MINIMUM SIZE: 12" W x 18" H (305 x 457).

MAX. SINGLE SECTION SIZE: 60" W x 120" H (1524 x 3048). Larger louvers will require field assembly of smaller sections.

OPTIONS:

- ❑ **FL15** Flanged Frame, 1 1/2" (38).
- ❑ **FL20** Flanged Frame, 2" (51).
- ❑ **BSSS** Type 304 S.S. Bird Screen.
- ❑ **BSN** No Bird Screen.
- ❑ **ISA** Aluminum Insect Screen.
- ❑ **ISSS** Type 304 S.S. Insect Screen.
- ❑ **ESI** Extended Sill.
- ❑ **18GA** 18 ga. Galv. Steel Construction. (Supplied with 1/2" (38) x 19 ga. (1.0) Galv. Bird Screen)
- ❑ **FR1** 1" (25) Filter Rack.
- ❑ **FR2** 2" (51) Filter Rack.
- ❑ **PACA** Perimeter Anchor Clips.
- ❑ Other: _____ .

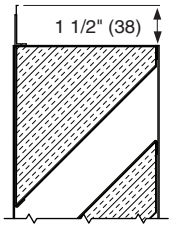

OPT. FLANGED FRAME

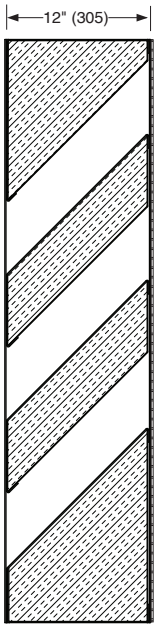

OPTIONAL FINISHES:

- ❑ **PC3** Powder Coat AAMA 2603. Color: _____ .
- ❑ **PC4** High Performance Powder Coat AAMA 2604 (Equivalent to 50% Kynar®). Color: _____ .
- ❑ **PC5** Fluoropolymer Powder Coat AAMA 2605 (Equivalent to 70% Kynar®). Color: _____ .
- ❑ **PCC** Prime Coat.
- ❑ **AN04** Clear Anodized 204-R1.
- ❑ **AN15** Clear Anodized 215-R1.

Color Anodized:

- ❑ **ANLB** Light Bronze.
- ❑ **ANMB** Medium Bronze.
- ❑ **ANDB** Dark Bronze.
- ❑ **ANBK** Black.

OPTIONAL W x H SIZING (1/4" [6.5] Undersize standard)**:**

- ❑ **U00** Exact Size.
- ❑ **U38** Undersize 3/8" (9.5).
- ❑ **U50** Undersize 1/2" (12.7).

amca WORLDWIDE CERTIFIED RATINGS
WATER PENETRATION
SOUND AND AIR PERFORMANCE
AIR MOVEMENT AND CONTROL ASSOCIATION INTERNATIONAL, INC.
www.amca.org

SCHEDULE TYPE:	Page 1 of 3			
PROJECT:	Dimensions are in inches (mm).			
ENGINEER:	**DATE**	**B SERIES**	**SUPERSEDES**	**DRAWING NO.**
CONTRACTOR:	**10 - 14 - 26**	**1600**	**2 - 19 - 25**	**1612QJ**

Nailor Industries Inc. reserves the right to change any information concerning product or pricing without notice.

Nailor Industries Inc.

ACOUSTICAL LOUVER
12" (305) DEEP • J BLADE • FORMED ALUMINUM
PERFORMANCE DATA
MODEL: 1612QJ

FREE AREA in Square Feet and Square Meters

Height in Inches and Meters	Width in Inches and Meters								
	12 0.30	18 0.46	24 0.61	30 0.76	36 0.91	42 1.07	48 1.22	54 1.37	60 1.52
18 0.46	0.20 0.02	0.31 0.03	0.43 0.04	0.55 0.05	0.67 0.06	0.79 0.07	0.90 0.08	1.02 0.09	1.14 0.11
24 0.61	0.29 0.03	0.47 0.04	0.65 0.06	0.82 0.08	1.00 0.09	1.18 0.11	1.35 0.13	1.53 0.14	1.71 0.16
30 0.76	0.49 0.05	0.79 0.07	1.08 0.10	1.37 0.13	1.67 0.16	1.96 0.18	2.26 0.21	2.55 0.24	2.85 0.26
36 0.91	0.59 0.05	0.94 0.09	1.30 0.12	1.65 0.15	2.00 0.19	2.36 0.22	2.71 0.25	3.06 0.28	3.42 0.32
42 1.07	0.79 0.07	1.26 0.12	1.73 0.16	2.20 0.20	2.67 0.25	3.14 0.29	3.61 0.34	4.08 0.38	4.56 0.42
48 1.22	0.88 0.08	1.41 0.13	1.94 0.18	2.47 0.23	3.00 0.28	3.53 0.33	4.06 0.38	4.59 0.43	5.12 0.48
54 1.37	1.08 0.10	1.73 0.16	2.38 0.22	3.02 0.28	3.67 0.34	4.32 0.40	4.97 0.46	5.62 0.52	6.26 0.58
60 1.52	1.18 0.11	1.88 0.18	2.59 0.24	3.30 0.31	4.00 0.37	4.71 0.44	5.42 0.50	6.12 0.57	6.83 0.63
66 1.68	1.37 0.13	2.20 0.20	3.02 0.28	3.85 0.36	4.67 0.43	5.50 0.51	6.32 0.59	7.15 0.66	7.97 0.74
72 1.83	1.47 0.14	2.36 0.22	3.24 0.30	4.12 0.38	5.01 0.47	5.89 0.55	6.77 0.63	7.66 0.71	8.54 0.79
78 1.98	1.67 0.16	2.67 0.25	3.67 0.34	4.67 0.43	5.67 0.53	6.68 0.62	7.68 0.71	8.68 0.81	9.68 0.90
84 2.13	1.77 0.16	2.83 0.26	3.89 0.36	4.95 0.46	6.01 0.56	7.07 0.66	8.13 0.75	9.19 0.85	10.25 0.95
90 2.29	1.96 0.18	3.14 0.29	4.32 0.40	5.50 0.51	6.67 0.62	7.85 0.73	9.03 0.84	10.21 0.95	11.39 1.06
96 2.44	2.06 0.19	3.30 0.31	4.53 0.42	5.77 0.54	7.01 0.65	8.24 0.77	9.48 0.88	10.72 1.00	11.95 1.11
102 2.59	2.26 0.21	3.61 0.34	4.97 0.46	6.32 0.59	7.68 0.71	9.03 0.84	10.39 0.96	11.74 1.09	13.09 1.22
108 2.74	2.36 0.22	3.77 0.35	5.18 0.48	6.60 0.61	8.01 0.74	9.42 0.88	10.84 1.01	12.25 1.14	13.66 1.27
114 2.90	2.55 0.24	4.08 0.38	5.61 0.52	7.15 0.66	8.68 0.81	10.21 0.95	11.74 1.09	13.27 1.23	14.80 1.38
120 3.05	2.65 0.25	4.24 0.39	5.83 0.54	7.42 0.69	9.01 0.84	10.60 0.98	12.19 1.13	13.78 1.28	15.37 1.43

amca WORLDWIDE CERTIFIED RATINGS
WATER PENETRATION
SOUND AND AIR PERFORMANCE
AIR MOVEMENT AND CONTROL ASSOCIATION INTERNATIONAL, INC.
www.amca.org

SCHEDULE TYPE:	Page 2 of 3			
PROJECT:	Dimensions are in inches (mm).			
ENGINEER:	**DATE**	**B SERIES**	**SUPERSEDES**	**DRAWING NO.**
CONTRACTOR:	**10 - 14 - 26**	**1600**	**2 - 19 - 25**	**1612QJ**

Nailor Industries Inc. reserves the right to change any information concerning product or pricing without notice.

ACOUSTICAL LOUVER
12" (305) DEEP • J BLADE • FORMED ALUMINUM
PERFORMANCE DATA
MODEL: 1612QJ

AIRFLOW/ WATER PENETRATION DATA
for 48" x 48" (1219 x 1219) Louver Size

	Free Area %	25%
	Free Area sq. ft. (sq. m.)	4.06 (0.38)
INTAKE	Free Area Velocity at Point of Beginning Water Penetration at .01 oz./sq. ft. (3 ml/sq. m) (15 min. test duration)	910 fpm (277 m/min.)
INTAKE	Air Volume at 910 fpm Free Area Velocity	3695 cfm (1744 l/s)
INTAKE	Pressure Drop @ 910 fpm	.10 in. w.g. (24 Pa)

NOTE: To minimize water penetration when sizing intake louvers, select a Free Area Velocity that is **below** the point of beginning water penetration.

PRESSURE DROP

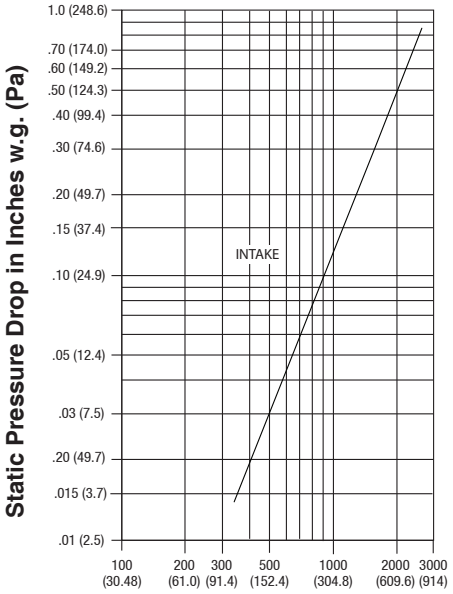

Air Velocity in Feet (Meters) Per Minute Through Free Area

Louver test size: 48" x 48" (1219 x 1219 mm).
Standard air density @ 0.075 lbs/ft³.
Tested to AMCA Fig. 5.5 – 6.5.

FREE FIELD NOISE REDUCTION

Octave Band (Frequency)(Hz)	Free Field Noise Reduction (db)	Transmission Loss (db)	Sound Transmission Class
2 (125)	12	6	14
3 (250)	13	7	
4 (500)	19	13	
5 (1000)	23	17	
6 (2000)	22	16	
7 (4000)	18	12	

NOTE: The Sound Transmission Class (STC) is a single number rating of the louver's resistance to transfer airborne sound, calculated in accordance with ASTM E413-22. The higher the STC rating number, the less sound is transmitted through the louver. STC is not AMCA certified.

SOUND TRANSMISSION CLASS

The Sound Transmission Class (STC) measures how an assembly reduces or blocks airborne sound transmission. It is a single numerical value that summarizes the sound insulation performance of an assembly. Higher STC ratings indicate better soundproofing capabilities. The STC rating is determined based on the guidelines set by ASTM E413-22.

TRANSMISSION LOSS

Transmission loss (TL) measures the reduction in sound power (dB) as sound passes through a material at a specific frequency. A higher TL indicates better sound reduction. When testing a louver's sound performance, TL shows how effectively it blocks sound. This is typically tested in accordance with ASTM E90-09.

FREE FIELD NOISE REDUCTION IN DECIBELS

Free Field Noise Reduction is determined by adding 6 dB to the Transmission Loss.

amca WORLDWIDE CERTIFIED RATINGS WATER PENETRATION SOUND AND AIR PERFORMANCE AIR MOVEMENT AND CONTROL ASSOCIATION INTERNATIONAL, INC.® www.amca.org

Nailor Industries Inc. certifies that the Model 1612QJ shown herein is licensed to bear the AMCA Certified Ratings Program seal. The ratings shown are based on tests and procedures performed in accordance with AMCA Publication 511 and comply with the requirements of the AMCA Certified Ratings Program. The AMCA Certified Ratings Program seal applies to air performance, water penetration and sound performance ratings.

Louvers were tested in accordance with AMCA Standard 500-L.

SCHEDULE TYPE:	Page 3 of 3			
PROJECT:	Dimensions are in inches (mm).			
ENGINEER:	**DATE**	**B SERIES**	**SUPERSEDES**	**DRAWING NO.**
CONTRACTOR:	**10 - 14 - 26**	**1600**	**2 - 19 - 25**	**1612QJ**

Nailor Industries Inc. reserves the right to change any information concerning product or pricing without notice.

ACOUSTICAL LOUVER • SIGHTPROOF
12" (305) DEEP • FORMED ALUMINUM
MODEL: 1612QS

Nailor Industries Inc.

Model 1612QS acoustical louver combines the most effective sound attenuation performance with protection from the elements in an architecturally pleasing design. Fiberglass blade insulation provides good sound absorption and the closely centered multiple formed J blade design is sightproof and provides excellent weather protection. The model is suitable for either intake or exhaust applications and the 30% free area provides good air performance throughout the airflow range.

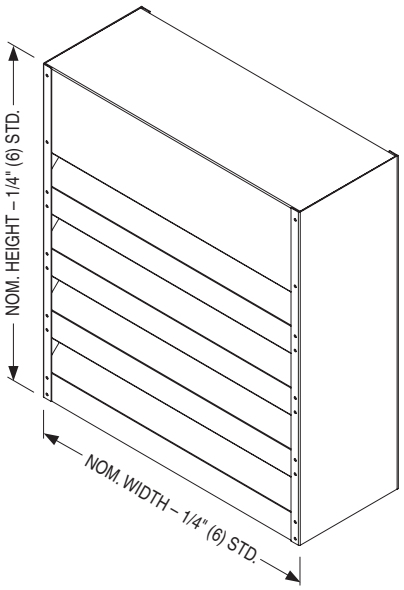

STANDARD CONSTRUCTION:

FRAME: 12" (305) deep. Formed aluminum, .080" (2.03) nominal thickness.

BLADES: Formed aluminum, .080" (2.03) nominal thickness. Perforated interior retains and protects internal insulation.

ACOUSTICAL INSULATION: Fiberglass.

BLADE ANGLE: Fixed at 45 degrees.

BLADE SPACING: Approximately 6 1/2" (165) on centers.

MULLIONS: Visible type, as required, depending upon width.

SCREEN: 3/4" x .051" (19 x 1.3) expanded, flattened aluminum bird screen in removable frame (adds approximately 3/8" [10] to louver depth).

FINISH: Mill.

MINIMUM SIZE: 12" W x 18" H (305 x 457).

MAX. SINGLE SECTION SIZE: 60" W x 96" H (1524 x 3048). Larger louvers will require field assembly of smaller sections.

OPTIONS:

- ❑ **FL15** Flanged Frame, 1 1/2" (38).
- ❑ **FL20** Flanged Frame, 2" (51).
- ❑ **BSSS** Type 304 S.S. Bird Screen.
- ❑ **BSN** No Bird Screen.
- ❑ **ISA** Aluminum Insect Screen.
- ❑ **ISSS** Type 304 S.S. Insect Screen.
- ❑ **ESI** Extended Sill.
- ❑ **FR1** 1" (25) Filter Rack.
- ❑ **FR2** 2" (51) Filter Rack.
- ❑ **PACA** Perimeter Anchor Clips.
- ❑ Other: _____ .

OPTIONAL FINISHES:

- ❑ **PC3** Powder Coat AAMA 2603. Color: _____ .
- ❑ **PC4** High Performance Powder Coat AAMA 2604 (Equivalent to 50% Kynar®). Color: _____ .
- ❑ **PC5** Fluoropolymer Powder Coat AAMA 2605 (Equivalent to 70% Kynar®). Color: _____ .
- ❑ **PCC** Prime Coat.
- ❑ **AN04** Clear Anodized 204-R1.
- ❑ **AN15** Clear Anodized 215-R1.

Color Anodized:

- ❑ **ANLB** Light Bronze.
- ❑ **ANMB** Medium Bronze.
- ❑ **ANDB** Dark Bronze.
- ❑ **ANBK** Black.

OPTIONAL W x H SIZING (1/4" [6.5] Undersize standard)**:**

- ❑ **U00** Exact Size.
- ❑ **U38** Undersize 3/8" (9.5).
- ❑ **U50** Undersize 1/2" (12.7).

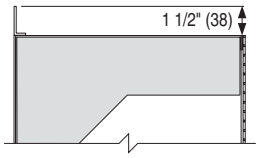

OPT. FLANGED FRAME
(FL15 STD.)

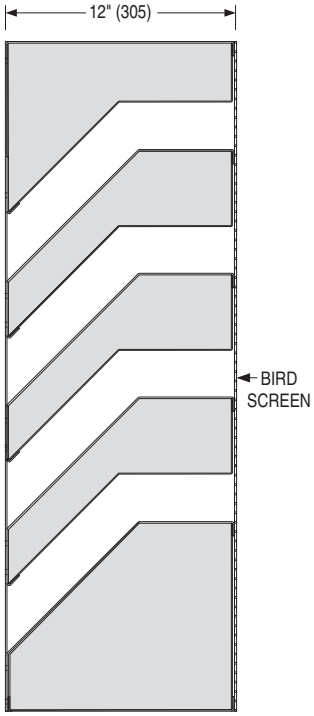

amca WORLDWIDE CERTIFIED RATINGS
WATER PENETRATION
AIR PERFORMANCE
AIR MOVEMENT AND CONTROL ASSOCIATION INTERNATIONAL, INC.®
www.amca.org

SCHEDULE TYPE:	Page 1 of 3			
PROJECT:	Dimensions are in inches (mm).			
ENGINEER:	**DATE**	**B SERIES**	**SUPERSEDES**	**DRAWING NO.**
CONTRACTOR:	**10 - 13 - 26**	**1600**	**4 - 24 - 24**	**1612QS**

Nailor Industries Inc. reserves the right to change any information concerning product or pricing without notice.

Nailor Industries Inc.

ACOUSTICAL LOUVER • SIGHTPROOF
12" (305) DEEP • FORMED ALUMINUM
PERFORMANCE DATA
MODEL: 1612QS

FREE AREA in Square Feet and Square Meters

Height in Inches and Meters	Width in Inches and Meters								
	12 0.30	18 0.46	24 0.61	30 0.76	36 0.91	42 1.07	48 1.22	54 1.37	60 1.52
18 0.46	0.17 0.02	0.28 0.03	0.38 0.04	0.48 0.04	0.58 0.05	0.69 0.06	0.79 0.07	0.89 0.08	1.00 0.09
24 0.61	0.34 0.03	0.55 0.05	0.76 0.07	0.96 0.09	1.17 0.11	1.38 0.13	1.58 0.15	1.79 0.17	1.99 0.19
30 0.76	0.52 0.05	0.83 0.08	1.15 0.11	1.46 0.14	1.77 0.16	2.08 0.19	2.40 0.22	2.71 0.25	3.02 0.28
36 0.91	0.69 0.06	1.11 0.10	1.53 0.14	1.94 0.18	2.36 0.22	2.78 0.26	3.19 0.30	3.61 0.34	4.03 0.37
42 1.07	0.87 0.08	1.39 0.13	1.91 0.18	2.43 0.23	2.95 0.27	3.47 0.32	3.99 0.37	4.51 0.42	5.03 0.47
48 1.22	1.04 0.10	1.67 0.15	2.29 0.21	2.92 0.27	3.54 0.33	4.17 0.39	4.44 0.41	5.42 0.50	6.04 0.56
54 1.37	1.22 0.11	1.94 0.18	2.67 0.25	3.40 0.32	4.13 0.38	4.86 0.45	5.59 0.52	6.32 0.59	7.05 0.65
60 1.52	1.39 0.13	2.22 0.21	3.06 0.28	3.89 0.36	4.72 0.44	5.56 0.52	6.39 0.59	7.22 0.67	8.06 0.75
66 1.68	1.56 0.15	2.50 0.23	3.44 0.32	4.38 0.41	5.31 0.49	6.25 0.58	7.19 0.67	8.13 0.75	9.06 0.84
72 1.83	1.74 0.16	2.78 0.26	3.82 0.35	4.86 0.45	5.90 0.55	6.94 0.65	7.99 0.74	9.03 0.84	10.07 0.94
78 1.98	1.91 0.18	3.06 0.28	4.20 0.39	5.35 0.50	6.49 0.60	7.64 0.71	8.78 0.82	9.93 0.92	11.08 1.03
84 2.13	1.91 0.18	3.06 0.28	4.20 0.39	5.35 0.50	6.49 0.60	7.64 0.71	8.78 0.82	9.93 0.92	11.08 1.03
90 2.29	2.08 0.19	3.33 0.31	4.58 0.43	5.83 0.54	7.08 0.66	8.33 0.77	9.58 0.89	10.83 1.01	12.08 1.12
96 2.44	2.26 0.21	3.61 0.34	4.97 0.46	6.32 0.59	7.67 0.71	9.03 0.84	10.38 0.96	11.74 1.09	13.09 1.22

amca WORLDWIDE CERTIFIED RATINGS
WATER PENETRATION
AIR PERFORMANCE
AIR MOVEMENT AND CONTROL ASSOCIATION INTERNATIONAL, INC.
www.amca.org

SCHEDULE TYPE:	Page 2 of 3 Dimensions are in inches (mm).			
PROJECT:				
ENGINEER:	**DATE**	**B SERIES**	**SUPERSEDES**	**DRAWING NO.**
CONTRACTOR:	**10 - 13 - 26**	**1600**	**4 - 24 - 24**	**1612QS**

Nailor Industries Inc. reserves the right to change any information concerning product or pricing without notice.

ACOUSTICAL LOUVER • SIGHTPROOF
12" (305) DEEP • FORMED ALUMINUM
PERFORMANCE DATA
MODEL: 1612QS

AIRFLOW/WATER PENETRATION DATA
for 48" x 48" (1219 x 1219) Louver Size

	Free Area %	28%
	Free Area sq. ft. (sq. m.)	4.44 (0.41)
INTAKE	Free Area Velocity at Point of Beginning Water Penetration at .01 oz./sq. ft. (3 ml/sq. m) (15 min. test duration)	878 fpm (268 m/min.)
INTAKE	Air Volume at 878 fpm Free Area Velocity	3898 cfm (1840 l/s)
INTAKE	Pressure Drop @ 878 fpm	.10 in. w.g. (25 Pa)

NOTE: To minimize water penetration when sizing intake louvers, select a Free Area Velocity that is **below** the point of beginning water penetration.

FREE FIELD NOISE REDUCTION

Octave Band (Frequency)(Hz)	Free Field Noise Reduction (db)	Transmission Loss (db)	Sound Transmission Class
2 (125)	12	6	15
3 (250)	13	7	
4 (500)	17	11	
5 (1000)	21	15	
6 (2000)	24	18	
7 (4000)	23	17	

NOTE: The Sound Transmission Class (STC) is a single number rating of the louver's resistance to transfer airborne sound, calculated in accordance with ASTM E413-04. The higher the STC rating number, the less sound is transmitted through the louver. STC is not AMCA certified.

PRESSURE DROP

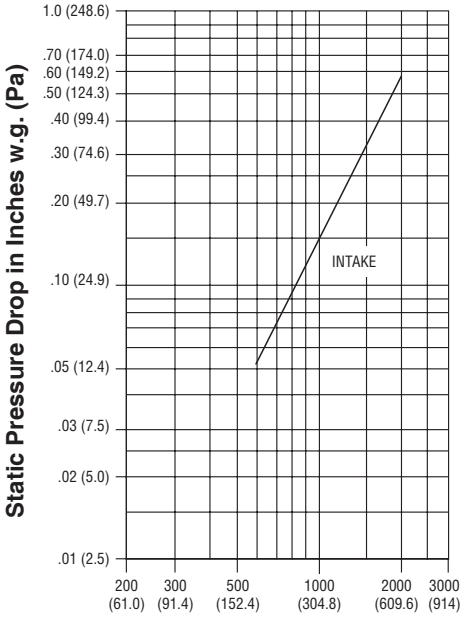

Air Velocity in Feet (Meters) Per Minute Through Free Area

Louver test size: 48" x 48" (1219 x 1219 mm).
Standard air density @ 0.075 lbs/ft³.
Tested to AMCA Fig. 5.5 – 6.5.

Nailor Industries Inc. certifies that the Model 1612QS shown herein is licensed to bear the AMCA Certified Ratings Program seal. The ratings shown are based on tests and procedures performed in accordance with AMCA Publication 511 and comply with the requirements of the AMCA Certified Ratings Program. The AMCA Certified Ratings Program seal applies to air performance, water penetration and sound performance ratings.

Louvers were tested in accordance with AMCA Standard 500-L.

SCHEDULE TYPE:	Page 3 of 3			
PROJECT:	Dimensions are in inches (mm).			
ENGINEER:	**DATE**	**B SERIES**	**SUPERSEDES**	**DRAWING NO.**
CONTRACTOR:	**10 - 13 - 26**	**1600**	**4 - 24 - 24**	**1612QS**

Nailor Industries Inc. reserves the right to change any information concerning product or pricing without notice.

LOUVER ACCESSORIES
MODEL SERIES: 1600 & 1700
ESI EXTENDED SILL & PASI SILL PAN

❑ **ESI** Extended Sill

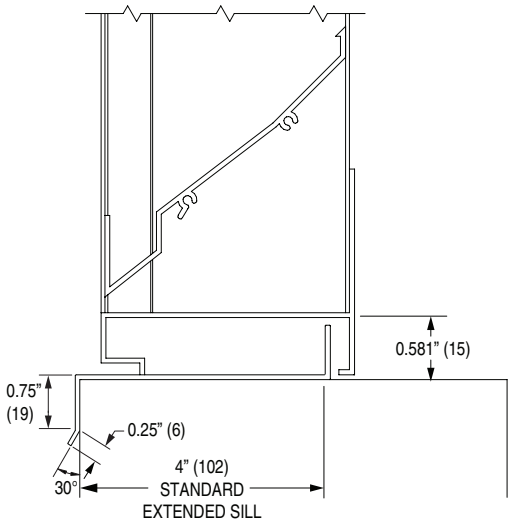

❑ **PASI** Sill Pan (Extended Sill with End Dams)

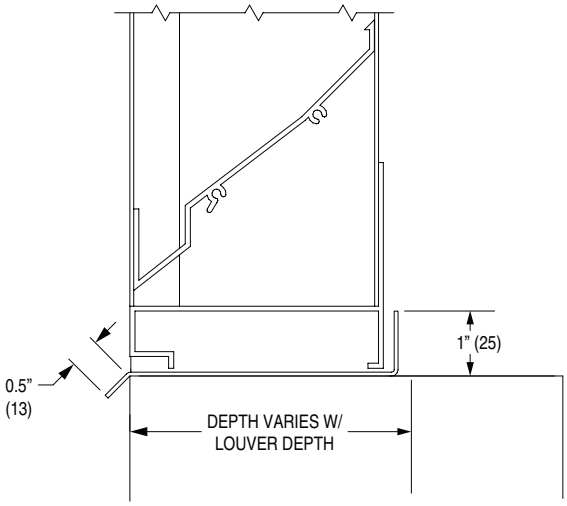

SILL PAN (Side View)

*Shipped in sections for multiple section width louvers where necessary.

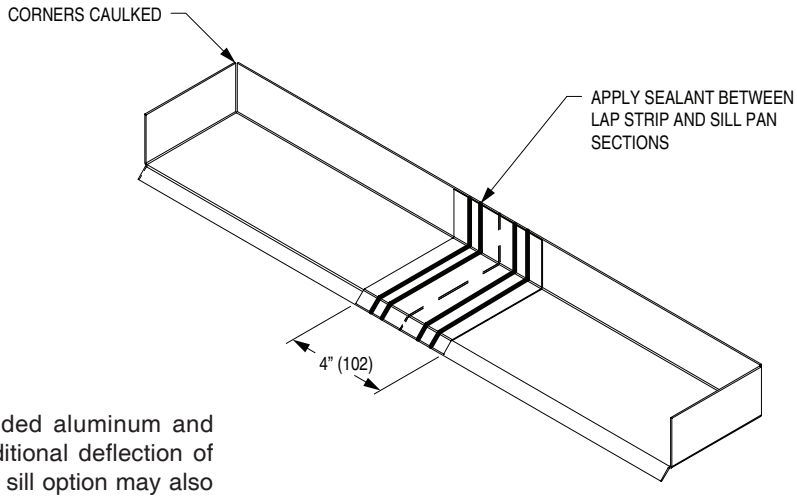

APPLICATION:

Sill extensions are available on all Nailor extruded aluminum and formed steel louver models and can provide additional deflection of water away from the louver opening. An extended sill option may also provide a transition between the louver and adjacent structures.

NOTES:

1. The finish will match the louver.
2. When ordered, sill extensions are shipped loose for field installation.
3. Customization available upon request.

MATERIALS:

1. **ESI** Extended Sill 6063-T6 0.081" (2.1) thick extruded aluminum.
2. **PASI** Extended Sill 5052-H32 0.060" (1.5) thick formed aluminum

SCHEDULE TYPE:	Dimensions are in inches (mm).			
PROJECT:				
ENGINEER:	**DATE**	**B SERIES**	**SUPERSEDES**	**DRAWING NO.**
CONTRACTOR:	**1 - 29 - 26**	**ACC-ESI**	**New**	**ACC-ESI**

Nailor Industries Inc. reserves the right to change any information concerning product or pricing without notice.

Louver Finishes & Color Guide

Slate Blue **LF01**	Medium Bronze **LF02**	Sandstone **LF03**
Light Gray **LF04**	Charcoal **LF05**	Bone White **LF06**
Western Tan **LF07**	Architectural Bronze **LF08**	Regal Blue **LF09**
Forest Green **LF10**	Surrey Beige **LF11**	Royal Brown **LF12**
Barn Red **LF13**	Burgundy **LF14**	Clay **LF15**
Almond **LF16**	Coastal White **LF17**	Vista Green **LF18**
Black **LF19**	Gloss Black **LF20**	Campus Green **LF21**

Nailor offers 21 standard paint colors selected for architectural exterior use which meet or exceed AAMA specifications and performance requirements for color retention, chalk resistance, gloss retention, erosion, corrosion and chemical resistance as well as dry film thickness and hardness. Our state-of-the-art powder coat system provides an environment friendly finishing solution with more uniform coverage and coating thickness. The result is an exceptional finish that better resists scratching, fading and general wear. Additional liquid coat facilities for special requirements complete our ability to provide unmatched beauty and durability for any application.

Custom color matching is also available upon request. Contact your local Nailor representative.

Available Finishes

FINISH TYPE	DESCRIPTION	STANDARD WARRANTY
Fluoropolymer Powder Coat AAMA 2605-Superior Finish (AKA: Powdura® 5000, Coraflon® Powder, Interpon® D3000-Fluoromax, IFS 500FP)	**"Ultimate"** - A next generation hyper durable powder coating, based on FEVE fluoropolymer resins and ceramic pigmentation that the industry has acknowledged as the foundation for superior performance coatings. They provide a hard surface that is resistant to scratching and scuffing, with superior color and gloss retention, when applied to a variety of exterior architectural applications. This technology represents the "ultimate" in environmentally friendly finishes, with Zero-VOC emissions. A superior alternative to traditional 70% Kynar 500® / Hylar 500® PVDF fluoropolymer liquid coatings.	10 years (Consult Nailor for availability of extended warranty)
High Performance Powder Coat AAMA 2604 - High Performance Finish (AKA: Powdura® 4000, Envirocron® Ultra Durable Powder, Dynadure™ 400, Interpon® D2000, IFS 400SD)	**"Better"** - A high performance polyester powder coating, based on "super durable" resins that utilize infrared reflective pigments, which provides excellent resistance to outdoor weathering. A harder and more environmentally friendly coating than other liquid paint counterparts and with Zero-VOC emissions. A good alternative to 50% Kynar 500® / Hylar 5000® liquid coatings.	5 years
Durable Powder Coat AAMA 2603 - Pigmented Organic Coatings (AKA: Powdura® 3000, Envirocron® Durable Powder, Dynadure™ 300, Interpon® D1000, IFS 300SP)	**"Good"** - A durable powder coat based on thermosetting polyester resin technology. Provides a good economical combination of physical and chemical resistance properties. Environmentally superior to liquid spray paints and Zero – VOC emissions.	1 year
Clear Anodize 215-R1 AA-M10C22A41 (0.7 mil. min.)	Architectural Class I. Clear, colorless and hard oxide aluminum coating that resists weathering and chemical attack. Recommended for severely corrosive and abrasive atmospheric exposure.	5 years
Clear Anodize 204-R1 AA-M10C22A31 (0.4 - 0.7 mil.)	Architectural Class II. Clear, colorless and hard oxide aluminum coating that resists weathering and chemical attack. Recommended for normal weather exposure.	1 year
Color Anodize AA-M10C22A44 (0.7 mil. min.)	Architectural Class I. "Two-step" aluminum coating process. Following a standard anodizing procedure, a second electrolytic process deposits colored metallic pigments which penetrate the aluminum oxide pores, producing a corrosion resistant, colorfast finish. Available in light, medium, dark bronze and black.	5 years
Prime Coat	Prime coat provides a stable base for painting of louvers in the field. Surface pretreatment includes degreasing and a chemical cleaning before an epoxy prime coat is applied. Finish coat should be field applied as soon as possible for best adhesion, after a thorough cleaning for dust etc. that can contaminate the final finish and cause premature flaking or peeling.	N/A

Paint finish warranties are not applicable to steel products.

Powdura® is a registered trademark of The Sherwin-Williams Company.
Coraflon® and Envirocron® are registered trademarks of PPG Industries Ohio, Inc.
Interpon® is a registered trademark of Akzo Nobel Powder Coatings Ltd.
Kynar 500® is a registered trademark of Arkema, Inc.
Hylar 5000® is a registered trademark of Solvay Solexis, Inc.