



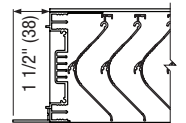
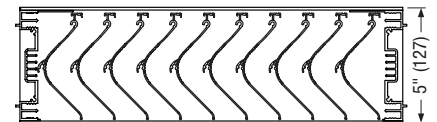
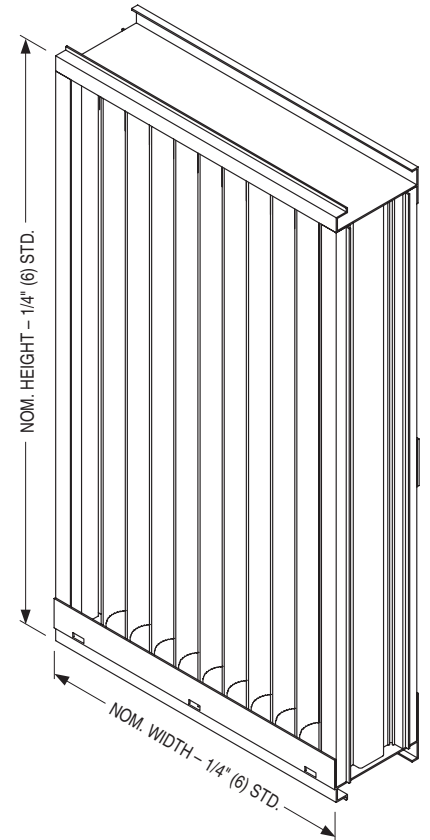
**EXTRUDED ALUMINUM STATIONARY LOUVER**  
**MIAMI-DADE QUALIFIED • FLORIDA PRODUCT APPROVED**  
**HIGH VELOCITY WIND-DRIVEN RAIN RESISTANT**  
**5" (127) DEEP • VERTICAL BLADE**  
**MODEL: 1605WDVM**

**QUALIFICATIONS:**

- Miami-Dade County NOA No. : 23-0724.25
- Florida Product Approval No. : 28078.2
- Texas Department of Insurance Evaluation ID : LVR-29
- Tested in accordance with: TAS-100A (Wind-Driven Rain Test), TAS-201 (Large Missile Impact Test), TAS-202 (Uniform Static Air Pressure Test), TAS-203 (Cyclic Wind Pressure Loading Test).
- AMCA 500-L (Wind-Driven Rain, Water Penetration, Air Performance).
- AMCA 540 (Wind-Borne Debris Impact Test [Enhanced "Level E" Protection]).
- AMCA 550 (High Velocity Wind-Driven Rain Resistance Test).
- Wind load rating +/- 130 PSF.

**STANDARD CONSTRUCTION:**

- FRAME:** 5" (127) deep, Type 6063-T6 extruded aluminum, .080" (2.03) nominal wall thickness. Integral downspouts and caulking slot provided.
- BLADES:** Type 6063-T6 extruded aluminum, .060" (1.52) nominal wall thickness, with reinforcing bosses.
- BLADE ANGLE:** Fixed at 45 degrees.
- BLADE SPACING:** Approximately 1 1/2" (38) on centers.
- BLADE SUPPORT:** 2.5" (64) strap every 60" (1524) or less in height.
- SCREEN:** 3/4" x .050 (19 x 1.3) expanded, flattened aluminum bird screen in removable frame, inside (rear) mount (adds approximately 3/8" [10] to louver depth).
- FINISH:** Mill.
- MINIMUM SIZE:** 12" W x 12" H (305 x 305).
- MAX. SINGLE SECTION SIZE:** 72" W x 120" H (1829 x 3048) or 120" W x 72" H (3048 x 1829). 60 sq. ft. (5.6 m<sup>2</sup>). Larger louvers will require field assembly of smaller sections.
- MAXIMUM SIZE:** Unlimited Width x 120" H (3048).



OPT. FLANGED FRAME (FL15 STD.)

**OPTIONS:**

- FL15** Flanged Frame, 1 1/2" (38).
- FL20** Flanged Frame, 2" (51).
- BSSS** Type 304 S.S. Bird Screen.
- BSN** No Bird Screen.
- ISA** Aluminum Insect Screen.
- ISSS** Type 304 S.S. Insect Screen.
- ESI** Extended Sill.
- PASI** Sill Pan.
- Other: \_\_\_\_\_ .

**OPTIONAL FINISHES:**

- PC3** Powder Coat AAMA 2603. Color: \_\_\_\_\_ .
- PC4** High Performance Powder Coat AAMA 2604 (Equivalent to 50% Kynar®). Color: \_\_\_\_\_ .
- PC5** Fluoropolymer Powder Coat AAMA 2605 (Equivalent to 70% Kynar®). Color: \_\_\_\_\_ .
- PCC** Prime Coat.

- AN04** Clear Anodized 204-R1.
- AN15** Clear Anodized 215-R1.
- ANLB** Light Bronze.
- ANMB** Medium Bronze.
- ANDB** Dark Bronze.
- ANBK** Black.

For Installation Instructions, see approved NOA.

<b>SCHEDULE TYPE:</b>
<b>PROJECT:</b>
<b>ENGINEER:</b>
<b>CONTRACTOR:</b>

Page 1 of 3  
 Dimensions are in inches (mm).

DATE	B SERIES	SUPERSEDES	DRAWING NO.
1 - 30 - 24	1600M	9 - 7 - 23	1605WDVM



**EXTRUDED ALUMINUM STATIONARY LOUVER**  
**MIAMI-DADE QUALIFIED • FLORIDA PRODUCT APPROVED**  
**HIGH VELOCITY WIND-DRIVEN RAIN RESISTANT**  
**5" (127) DEEP • VERTICAL BLADE • PERFORMANCE DATA**  
**MODEL: 1605WDVM**

**FREE AREA in Square Feet and Square Meters**

		Width in Inches and Meters																			
		12	18	24	30	36	42	48	54	60	66	72	78	84	90	96	102	108	114	120	
Height in Inches and Meters	12	0.30	0.46	0.61	0.76	0.91	1.07	1.22	1.37	1.52	1.68	1.83	1.98	2.13	2.29	2.44	2.59	2.74	2.90	3.05	
	0.30	0.28	0.51	0.74	0.96	1.19	1.42	1.65	1.87	2.10	2.33	2.55	2.78	3.01	3.24	3.46	3.69	3.92	4.14	4.37	
	18	0.46	0.05	0.08	0.12	0.16	0.19	0.23	0.27	0.30	0.34	0.38	0.41	0.45	0.49	0.52	0.56	0.60	0.63	0.67	0.71
	0.46	0.49	0.89	1.28	1.68	2.07	2.47	2.86	3.26	3.65	4.05	4.44	4.83	5.23	5.62	6.02	6.41	6.81	7.20	7.60	
	24	0.61	0.06	0.11	0.15	0.20	0.25	0.29	0.34	0.39	0.44	0.48	0.53	0.58	0.62	0.67	0.72	0.76	0.81	0.86	0.91
	0.61	0.63	1.14	1.65	2.15	2.66	3.17	3.67	4.18	4.69	5.19	5.70	6.20	6.71	7.22	7.72	8.23	8.74	9.24	9.75	
	30	0.76	0.08	0.14	0.20	0.27	0.33	0.39	0.45	0.52	0.58	0.64	0.70	0.77	0.83	0.89	0.96	1.02	1.08	1.14	1.21
	0.76	0.84	1.52	2.19	2.87	3.54	4.21	4.89	5.56	6.24	6.91	7.58	8.26	8.93	9.61	10.28	10.96	11.63	12.30	12.98	
	36	0.86	0.10	0.18	0.25	0.33	0.41	0.49	0.57	0.65	0.72	0.80	0.88	0.96	1.04	1.11	1.19	1.27	1.35	1.43	1.51
	0.86	1.05	1.89	2.74	3.58	4.42	5.26	6.10	6.95	7.79	8.63	9.47	10.31	11.15	12.00	12.84	13.68	14.52	15.36	16.21	
	42	1.07	0.12	0.21	0.30	0.40	0.49	0.59	0.68	0.77	0.87	0.96	1.06	1.15	1.24	1.34	1.43	1.52	1.62	1.71	1.81
	1.07	1.26	2.27	3.28	4.29	5.30	6.31	7.32	8.33	9.34	10.35	11.36	12.37	13.38	14.39	15.39	16.40	17.41	18.42	19.43	
	48	1.22	0.14	0.25	0.36	0.46	0.57	0.68	0.79	0.90	1.01	1.12	1.23	1.34	1.45	1.56	1.67	1.78	1.89	2.00	2.11
	1.22	1.47	2.65	3.83	5.00	6.18	7.36	8.53	9.71	10.89	12.07	13.24	14.42	15.60	16.77	17.95	19.13	20.31	21.48	22.66	
	54	1.37	0.16	0.28	0.41	0.53	0.66	0.78	0.91	1.03	1.16	1.28	1.41	1.53	1.66	1.78	1.91	2.03	2.16	2.28	2.40
	1.37	1.68	3.03	4.37	5.72	7.06	8.41	9.75	11.09	12.44	13.78	15.13	16.47	17.82	19.16	20.51	21.85	23.20	24.54	25.89	
	60	1.52	0.18	0.32	0.46	0.60	0.74	0.88	1.02	1.16	1.30	1.44	1.58	1.72	1.86	2.00	2.14	2.28	2.42	2.56	2.70
	1.52	1.89	3.40	4.92	6.43	7.94	9.45	10.97	12.48	13.99	15.50	17.02	18.53	20.04	21.55	23.07	24.58	26.09	27.60	29.12	
	66	1.68	0.20	0.35	0.51	0.66	0.82	0.98	1.13	1.29	1.44	1.60	1.76	1.91	2.07	2.22	2.38	2.54	2.69	2.85	3.00
	1.68	2.10	3.78	5.46	7.14	8.82	10.50	12.18	13.86	15.54	17.22	18.90	20.58	22.26	23.94	25.62	27.30	28.98	30.66	32.34	
72	1.83	0.21	0.39	0.56	0.73	0.90	1.07	1.24	1.42	1.59	1.76	1.93	2.10	2.27	2.45	2.62	2.79	2.96	3.13	3.30	
1.83	2.31	4.16	6.01	7.85	9.70	11.55	13.40	15.24	17.09	18.94	20.79	22.64	24.48	26.33	28.18	30.03	31.88	33.72	35.57		
78	1.98	0.23	0.42	0.61	0.80	0.98	1.17	1.36	1.54	1.73	1.92	2.11									
1.98	2.52	4.53	6.55	8.57	10.58	12.60	14.61	16.63	18.64	20.66	22.67										
84	2.13	0.25	0.46	0.66	0.86	1.06	1.27	1.47	1.67	1.88	2.08	2.28									
2.13	2.73	4.91	7.10	9.28	11.46	13.64	15.83	18.01	20.19	22.38	24.56										
90	2.29	0.27	0.49	0.71	0.93	1.15	1.36	1.58	1.80	2.02	2.24	2.46									
2.29	2.94	5.29	7.64	9.99	12.34	14.69	17.04	19.39	21.75	24.10	26.45										
96	2.44	0.29	0.53	0.76	0.99	1.23	1.46	1.70	1.93	2.16	2.40	2.63									
2.44	3.15	5.67	8.19	10.70	13.22	15.74	18.26	20.78	23.30	25.81	28.33										
102	2.59	0.31	0.56	0.81	1.06	1.31	1.56	1.81	2.06	2.31	2.56	2.81									
2.59	3.36	6.04	8.73	11.42	14.10	16.79	19.47	22.16	24.85	27.53	30.22										
108	2.74	0.33	0.60	0.86	1.13	1.39	1.66	1.92	2.19	2.45	2.72	2.98									
2.74	3.57	6.42	9.27	12.13	14.98	17.84	20.69	23.54	26.40	29.25	32.11										
114	2.90	0.35	0.63	0.91	1.19	1.47	1.75	2.04	2.32	2.60	2.88	3.16									
2.90	3.78	6.80	9.82	12.84	15.86	18.88	21.91	24.93	27.95	30.97	33.99										
120	3.05	0.37	0.67	0.96	1.26	1.56	1.85	2.15	2.44	2.74	3.04	3.33									
3.05	3.99	7.18	10.36	13.55	16.74	19.93	23.12	26.31	29.50	32.69	35.88										

<b>SCHEDULE TYPE:</b>	Page 2 of 3 Dimensions are in inches (mm).			
<b>PROJECT:</b>				
<b>ENGINEER:</b>	<b>DATE</b>	<b>B SERIES</b>	<b>SUPERSEDES</b>	<b>DRAWING NO.</b>
<b>CONTRACTOR:</b>	1 - 30 - 24	1600M	9 - 7 - 23	1605WDVM



**EXTRUDED ALUMINUM STATIONARY LOUVER**  
**MIAMI-DADE QUALIFIED • FLORIDA PRODUCT APPROVED**  
**HIGH VELOCITY WIND-DRIVEN RAIN RESISTANT**  
**5" (127) DEEP • VERTICAL BLADE • PERFORMANCE DATA**  
**MODEL: 1605WDVM**

**AIRFLOW/ WATER PENETRATION DATA**  
**for 48" x 48" (1219 x 1219) Louver Size**

Free Area %	53%	
Free Area sq. ft. (sq. m.)	8.53 (0.79)	
I N T A K E	Free Area Velocity at Point of Beginning Water Penetration at .01 oz./sq. ft. (3 ml/sq. m) (15 min. test duration)	1250 fpm (381 m/min.)*
	Air Volume at 1250 fpm	10,663 cfm (5032 l/s)
	Free Area Velocity	
	Pressure Drop @ 1250 fpm	.29 in. w.g. (72 Pa)

**NOTE:** To minimize water penetration when sizing intake louvers, select a Free Area Velocity that is **below** the beginning point of water penetration.\*Maximum Free Area Velocity tested is 1250 fpm. Beginning point of water penetration for this model is above 1250 fpm.

**WIND DRIVEN RAIN PERFORMANCE**

Core Ventilation	0	110	195	279	396	497	588	701	781	891	984
Rate in fpm (m/s)	(0.00)	(0.56)	(0.99)	(1.42)	(2.01)	(2.52)	(2.99)	(3.56)	(3.97)	(4.53)	(5.00)
Free Area Ventilation	0	186	330	473	671	842	996	1187	1323	1509	1667
Rate in fpm (m/s)	(0.00)	(0.95)	(1.68)	(2.40)	(3.41)	(4.28)	(5.06)	(6.03)	(6.72)	(7.63)	(8.47)
Effectiveness Ratio (%)	100	100	100	100	100	100	100	100	100	100	100
Penetration Class	A	A	A	A	A	A	A	A	A	A	A

Test was based on a 39.375" x 39.375" (1.0 m x 1.0 m) core area louver tested at a rainfall rate of 3" per hour (76 mm/hour) with a wind velocity of **29 mph (13 m/s)**.

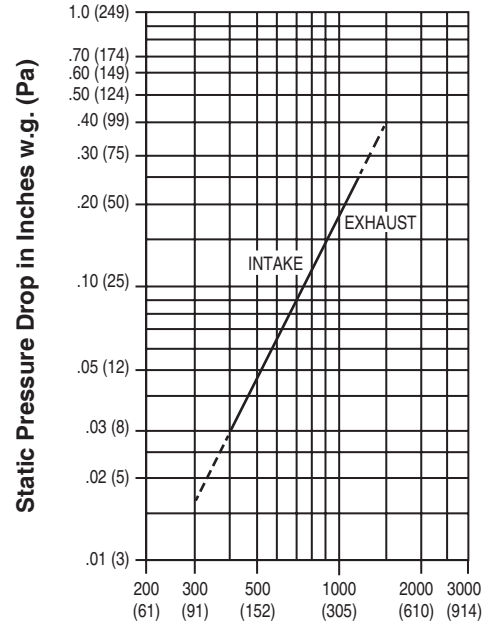
DISCHARGE LOSS COEFFICIENT CLASS (INTAKE): 2. (Discharge Loss Coefficient Classification is as follows: 1=0.4 and above, 2=0.3 to 0.399, 3 = 0.2 to 0.299, 4 = 0.199 and below.)

Core Ventilation	0	88	199	301	400	485	590	687	787	883	987
Rate in fpm (m/s)	(0.00)	(0.45)	(1.01)	(1.53)	(2.03)	(2.46)	(3.00)	(3.49)	(4.00)	(4.49)	(5.01)
Free Area Ventilation	0	149	337	510	678	822	999	1164	1333	1496	1672
Rate in fpm (m/s)	(0.00)	(0.76)	(1.71)	(2.59)	(3.44)	(4.18)	(5.07)	(5.91)	(6.77)	(7.60)	(8.49)
Effectiveness Ratio (%)	100	100	100	100	100	100	100	100	100	100	100
Penetration Class	A	A	A	A	A	A	A	A	A	A	A

Test was based on a 39.375" x 39.375" (1.0 m x 1.0 m) core area louver tested at a rainfall rate of 8" per hour (203 mm/hour) with a wind velocity of **50 mph (22 m/s)**.

DISCHARGE LOSS COEFFICIENT CLASS (INTAKE): 2. (Discharge Loss Coefficient Classification is as follows: 1=0.4 and above, 2=0.3 to 0.399, 3 = 0.2 to 0.299, 4 = 0.199 and below.)

**PRESSURE DROP**



**Air Velocity in Feet (Meters) Per Minute Through Free Area**

Louver test size: 48" x 48" (1219 x 1219 mm).  
 Standard air density @ 0.075 lbs/ft<sup>3</sup>.  
 Tested to AMCA Fig. 5.5 – 6.5.



Nailor Industries Inc. certifies the Model 1605WDVM shown herein is licensed to bear the AMCA Seal. The ratings shown are based on tests and procedures performed in accordance with AMCA Publication 511 and comply with the requirements of the AMCA Certified Ratings Program. Seal applies to air performance, water penetration, and wind driven rain performance ratings.



Nailor Industries Inc. certifies that the 1605WDVM shown herein is approved to bear the AMCA Listing Label. The ratings shown are based on tests and procedures performed in accordance with AMCA publications and comply with the requirements of the AMCA Listing Label Program. The AMCA Listing Label applies to Wind Borne Debris Impact Resistant Louvers. The AMCA Listing Label applies to High Velocity Wind Driven Rain Resistant Louvers.

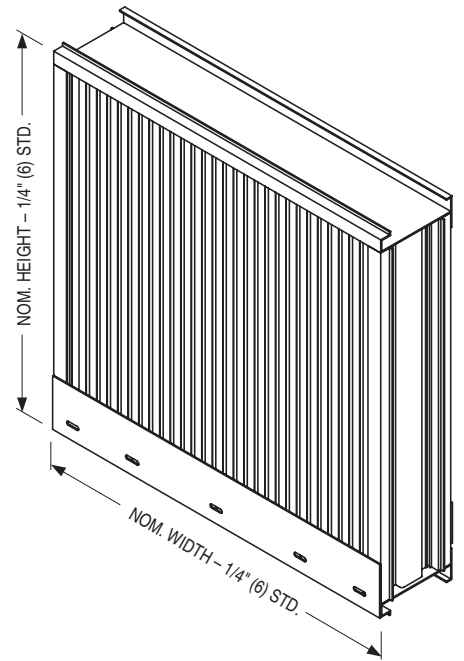
<b>SCHEDULE TYPE:</b>	Page 3 of 3			
<b>PROJECT:</b>	Dimensions are in inches (mm).			
<b>ENGINEER:</b>	<b>DATE</b>	<b>B SERIES</b>	<b>SUPERSEDES</b>	<b>DRAWING NO.</b>
<b>CONTRACTOR:</b>	1 - 30 - 24	1600M	9 - 7 - 23	1605WDVM



**EXTRUDED ALUMINUM STATIONARY LOUVER**  
**MIAMI-DADE QUALIFIED • FLORIDA PRODUCT APPROVED**  
**HIGH VELOCITY WIND-DRIVEN RAIN RESISTANT**  
**5" (127) DEEP • VERTICAL BLADE**  
**MODEL: 1675WDVM**

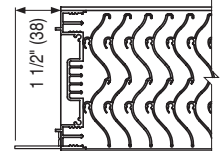
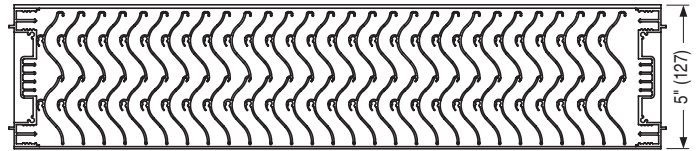
**QUALIFICATIONS:**

- Miami-Dade County NOA No. : 23-0724.22
- Florida Product Approval No. : 28078.4
- Texas Department of Insurance Evaluation ID: LVR-26
- Tested in accordance with: TAS-100A (Wind-Driven Rain Test), TAS-201 (Large Missile Impact Test), TAS-202 (Uniform Static Air Pressure Test), TAS-203 (Cyclic Wind Pressure Loading Test).
- AMCA 500-L (Wind-Driven Rain, Water Penetration, Air Performance).
- AMCA 540 (Wind-Borne Debris Impact Test [Enhanced "Level E" Protection]).
- AMCA 550 (High Velocity Wind-Driven Rain Resistance Test).
- Wind load rating +/- 150 PSF.



**STANDARD CONSTRUCTION:**

- FRAME:** 5" (127) deep, Type 6063-T6 extruded aluminum, .080" (2.03) nominal wall thickness. Integral downspouts and caulking slot provided.
- BLADES:** Type 6063-T6 extruded aluminum, .063" (1.6) nominal wall thickness, with reinforcing bosses.
- BLADE ANGLE:** Fixed at 45 degrees.
- BLADE SPACING:** Approximately 3/4" (19) on centers.
- BLADE SUPPORT:** 2.5" (64) strap every 60" (1524) or less in height.
- SCREEN:** 3/4" x .050 (19 x 1.3) expanded, flattened aluminum bird screen in removable frame, inside (rear) mount (adds approximately 3/8" [10] to louver depth).
- FINISH:** Mill.
- MINIMUM SIZE:** 12" W x 12" H (305 x 305).
- MAX. SINGLE SECTION SIZE:** 48" W x 120" H (1219 x 3048) or 120" W x 48" H (3048 x 1219). 40 sq. ft. (3.7 m<sup>2</sup>). Larger louvers will require field assembly of smaller sections.
- MAXIMUM SIZE:** Unlimited Width x 120" H (3048).



OPT. FLANGED FRAME (FL15 STD.)

**OPTIONS:**

- FL15** Flanged Frame, 1 1/2" (38).
- FL20** Flanged Frame, 2" (51).
- BSSS** Type 304 S.S. Bird Screen.
- BSN** No Bird Screen.
- ISA** Aluminum Insect Screen.
- ISSS** Type 304 S.S. Insect Screen.
- ESI** Extended Sill.
- PASI** Sill Pan.
- Other: \_\_\_\_\_ .

**OPTIONAL FINISHES:**

- PC3** Powder Coat AAMA 2603. Color: \_\_\_\_\_ .
- PC4** High Performance Powder Coat AAMA 2604 (Equivalent to 50% Kynar®). Color: \_\_\_\_\_ .
- PC5** Fluoropolymer Powder Coat AAMA 2605 (Equivalent to 70% Kynar®). Color: \_\_\_\_\_ .
- PCC** Prime Coat.

- AN04** Clear Anodized 204-R1.
- AN15** Clear Anodized 215-R1.
- ANLB** Light Bronze.
- ANMB** Medium Bronze.
- ANDB** Dark Bronze.
- ANBK** Black.

For Installation Instructions, see approved NOA.

<b>SCHEDULE TYPE:</b>		Page 1 of 3			
<b>PROJECT:</b>		Dimensions are in inches (mm).			
<b>ENGINEER:</b>	<b>DATE</b>	<b>B SERIES</b>	<b>SUPERSEDES</b>	<b>DRAWING NO.</b>	
<b>CONTRACTOR:</b>	2 - 19 - 24	1600M	9 - 7 - 23	1675WDVM	



**EXTRUDED ALUMINUM STATIONARY LOUVER**  
**MIAMI-DADE QUALIFIED • FLORIDA PRODUCT APPROVED**  
**HIGH VELOCITY WIND-DRIVEN RAIN RESISTANT**  
**5" (127) DEEP • VERTICAL BLADE • PERFORMANCE DATA**  
**MODEL: 1675WDVM**

**FREE AREA in Square Feet and Square Meters**

		Width in Inches and Meters																		
		12	18	24	30	36	42	48	54	60	66	72	78	84	90	96	102	108	114	120
Height in Inches and Meters	12	0.30	0.46	0.61	0.76	0.91	1.07	1.22	1.37	1.52	1.68	1.83	1.98	2.13	2.29	2.44	2.59	2.74	2.90	3.05
	0.30	0.30	0.50	0.70	0.89	1.09	1.29	1.49	1.69	1.89	2.09	2.28	2.48	2.68	2.88	3.08	3.28	3.48	3.67	3.87
	18	0.46	0.86	1.21	1.55	1.90	2.24	2.59	2.93	3.28	3.63	3.97	4.32	4.66	5.01	5.35	5.70	6.04	6.39	6.73
	0.46	0.52	0.86	1.21	1.55	1.90	2.24	2.59	2.93	3.28	3.63	3.97	4.32	4.66	5.01	5.35	5.70	6.04	6.39	6.73
	24	0.61	1.06	1.48	1.90	2.33	2.75	3.17	3.60	4.02	4.44	4.87	5.29	5.71	6.14	6.56	6.98	7.41	7.83	8.25
	0.61	0.63	1.06	1.48	1.90	2.33	2.75	3.17	3.60	4.02	4.44	4.87	5.29	5.71	6.14	6.56	6.98	7.41	7.83	8.25
	30	0.76	1.42	1.99	2.56	3.13	3.70	4.27	4.84	5.41	5.98	6.55	7.12	7.69	8.26	8.83	9.40	9.97	10.54	11.11
	0.76	0.85	1.42	1.99	2.56	3.13	3.70	4.27	4.84	5.41	5.98	6.55	7.12	7.69	8.26	8.83	9.40	9.97	10.54	11.11
	36	0.91	1.79	2.51	3.22	3.94	4.66	5.37	6.09	6.81	7.52	8.24	8.96	9.67	10.39	11.11	11.82	12.54	13.26	13.97
	0.91	1.07	1.79	2.51	3.22	3.94	4.66	5.37	6.09	6.81	7.52	8.24	8.96	9.67	10.39	11.11	11.82	12.54	13.26	13.97
	42	1.07	2.16	3.02	3.88	4.75	5.61	6.47	7.34	8.20	9.06	9.93	10.79	11.65	12.52	13.38	14.24	15.11	15.97	16.83
	1.07	1.29	2.16	3.02	3.88	4.75	5.61	6.47	7.34	8.20	9.06	9.93	10.79	11.65	12.52	13.38	14.24	15.11	15.97	16.83
	48	1.22	2.52	3.53	4.54	5.55	6.56	7.57	8.58	9.59	10.60	11.61	12.62	13.63	14.64	15.65	16.66	17.67	18.68	19.69
	1.22	1.51	2.52	3.53	4.54	5.55	6.56	7.57	8.58	9.59	10.60	11.61	12.62	13.63	14.64	15.65	16.66	17.67	18.68	19.69
	54	1.37	2.89	4.05	5.20	6.36	7.52	8.67	9.83	10.99	12.15	13.31	14.47	15.63	16.79	17.95	19.11	20.27	21.43	22.59
	1.37	1.73	2.89	4.05	5.20	6.36	7.52	8.67	9.83	10.99	12.15	13.31	14.47	15.63	16.79	17.95	19.11	20.27	21.43	22.59
	60	1.52	3.26	4.56	5.86	7.17	8.47	9.77	11.07	12.37	13.67	14.97	16.27	17.57	18.87	20.17	21.47	22.77	24.07	25.37
	1.52	2.17	3.26	4.56	5.86	7.17	8.47	9.77	11.07	12.37	13.67	14.97	16.27	17.57	18.87	20.17	21.47	22.77	24.07	25.37
	66	1.68	3.62	5.07	6.52	7.97	9.42	10.87	12.32	13.77	15.22	16.67	18.12	19.57	21.02	22.47	23.92	25.37	26.82	28.27
	1.68	2.17	3.62	5.07	6.52	7.97	9.42	10.87	12.32	13.77	15.22	16.67	18.12	19.57	21.02	22.47	23.92	25.37	26.82	28.27
72	1.83	3.99	5.59	7.18	8.78	10.38	11.97	13.57	15.17	16.77	18.37	19.97	21.57	23.17	24.77	26.37	27.97	29.57	31.17	
1.83	2.39	3.99	5.59	7.18	8.78	10.38	11.97	13.57	15.17	16.77	18.37	19.97	21.57	23.17	24.77	26.37	27.97	29.57	31.17	
78	1.98	4.36	6.10	7.84	9.59	11.33	13.07	14.81	16.55	18.29	20.03	21.77	23.51	25.25	26.99	28.73	30.47	32.21	33.95	
1.98	2.61	4.36	6.10	7.84	9.59	11.33	13.07	14.81	16.55	18.29	20.03	21.77	23.51	25.25	26.99	28.73	30.47	32.21	33.95	
84	2.13	4.72	6.61	8.50	10.39	12.28	14.17	16.06	17.95	19.84	21.73	23.62	25.51	27.40	29.29	31.18	33.07	34.96	36.85	
2.13	2.83	4.72	6.61	8.50	10.39	12.28	14.17	16.06	17.95	19.84	21.73	23.62	25.51	27.40	29.29	31.18	33.07	34.96	36.85	
90	2.29	5.09	7.13	9.16	11.20	13.24	15.27	17.31	19.34	21.38	23.41	25.45	27.48	29.52	31.55	33.59	35.62	37.66	39.69	
2.29	3.05	5.09	7.13	9.16	11.20	13.24	15.27	17.31	19.34	21.38	23.41	25.45	27.48	29.52	31.55	33.59	35.62	37.66	39.69	
96	2.44	5.46	7.64	9.82	12.01	14.19	16.37	18.55	20.73	22.91	25.09	27.27	29.45	31.63	33.81	35.99	38.17	40.35	42.53	
2.44	3.27	5.46	7.64	9.82	12.01	14.19	16.37	18.55	20.73	22.91	25.09	27.27	29.45	31.63	33.81	35.99	38.17	40.35	42.53	
102	2.59	5.82	8.15	10.48	12.81	15.14	17.47	19.80	22.13	24.46	26.79	29.12	31.45	33.78	36.11	38.44	40.77	43.10	45.43	
2.59	3.49	5.82	8.15	10.48	12.81	15.14	17.47	19.80	22.13	24.46	26.79	29.12	31.45	33.78	36.11	38.44	40.77	43.10	45.43	
108	2.74	6.19	8.67	11.14	13.62	16.10	18.57	21.05	23.52	26.00	28.47	30.94	33.42	35.89	38.37	40.84	43.32	45.79	48.27	
2.74	3.71	6.19	8.67	11.14	13.62	16.10	18.57	21.05	23.52	26.00	28.47	30.94	33.42	35.89	38.37	40.84	43.32	45.79	48.27	
114	2.90	6.56	9.18	11.80	14.43	17.05	19.67	22.29	24.91	27.53	30.15	32.77	35.39	38.01	40.63	43.25	45.87	48.49	51.11	
2.90	3.93	6.56	9.18	11.80	14.43	17.05	19.67	22.29	24.91	27.53	30.15	32.77	35.39	38.01	40.63	43.25	45.87	48.49	51.11	
120	3.05	6.92	9.69	12.46	15.23	18.00	20.77	23.54	26.31	29.08	31.85	34.62	37.39	40.16	42.93	45.70	48.47	51.24	54.01	
3.05	4.15	6.92	9.69	12.46	15.23	18.00	20.77	23.54	26.31	29.08	31.85	34.62	37.39	40.16	42.93	45.70	48.47	51.24	54.01	

<b>SCHEDULE TYPE:</b>	Page 2 of 3			
<b>PROJECT:</b>	Dimensions are in inches (mm).			
<b>ENGINEER:</b>	<b>DATE</b>	<b>B SERIES</b>	<b>SUPERSEDES</b>	<b>DRAWING NO.</b>
<b>CONTRACTOR:</b>	2 - 19 - 24	1600M	9 - 7 - 23	1675WDVM



**EXTRUDED ALUMINUM STATIONARY LOUVER**  
**MIAMI-DADE QUALIFIED • FLORIDA PRODUCT APPROVED**  
**HIGH VELOCITY WIND-DRIVEN RAIN RESISTANT**  
**5" (127) DEEP • VERTICAL BLADE • PERFORMANCE DATA**  
**MODEL: 1675WDVM**

**AIRFLOW/WATER PENETRATION DATA**  
**for 48" x 48" (1219 x 1219) Louver Size**

Free Area %		47%
Free Area sq. ft. (sq. m.)		7.57 (0.70)
I N T A K E	Free Area Velocity at Point of Beginning Water Penetration at .01 oz./sq. ft. (3 ml/sq. m) (15 min. test duration)	1250 fpm (381 m/min.)*
	Air Volume at 1250 fpm Free Area Velocity	9463 cfm (4466 l/s)
	Pressure Drop @ 1250 fpm	.38 in. w.g. (95 Pa)

**NOTE:** To minimize water penetration when sizing intake louvers, select a Free Area Velocity that is **below** the beginning point of water penetration.\*Maximum Free Area Velocity tested is 1250 fpm. Beginning point of water penetration for this model is above 1250 fpm.

**WIND DRIVEN RAIN PERFORMANCE**

Core Ventilation	0	110	195	279	396	497	588	701	781	891	981
Rate in fpm (m/s)	(0.00)	(0.56)	(0.99)	(1.42)	(2.01)	(2.52)	(2.99)	(3.56)	(3.97)	(4.53)	(4.98)
Free Area Ventilation	0	212	375	537	762	957	1132	1349	1503	1715	1888
Rate in fpm (m/s)	(0.00)	(1.08)	(1.91)	(2.73)	(3.87)	(4.86)	(5.75)	(6.85)	(7.63)	(8.71)	(9.59)
Effectiveness Ratio (%)	100	100	100	100	100	100	100	100	100	100	100
Penetration Class	A	A	A	A	A	A	A	A	A	A	A

Test was based on a 39.375" x 39.375" (1.0 m x 1.0 m) core area louver tested at a rainfall rate of 3" per hour (76 mm/hour) with a wind velocity of **29 mph (13 m/s)**.

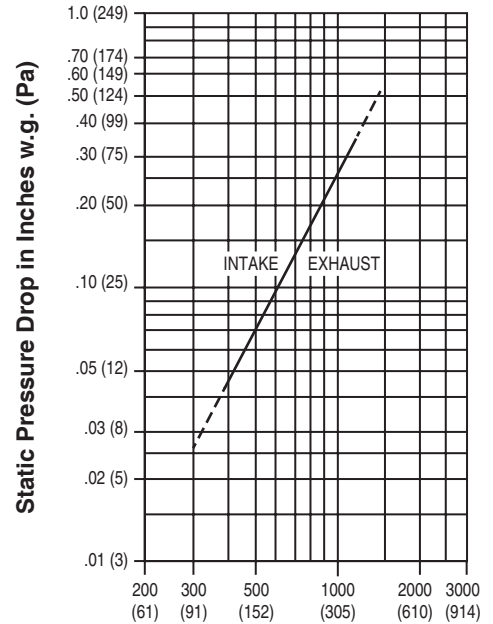
DISCHARGE LOSS COEFFICIENT CLASS (INTAKE): 3. (Discharge Loss Coefficient Classification is as follows: 1=0.4 and above, 2=0.3 to 0.399, 3 = 0.2 to 0.299, 4 = 0.199 and below.)

Core Ventilation	0	88	199	301	400	485	590	687	787	883	987
Rate in fpm (m/s)	(0.00)	(0.45)	(1.01)	(1.53)	(2.03)	(2.46)	(3.00)	(3.49)	(4.00)	(4.49)	(5.01)
Free Area Ventilation	0	169	383	579	770	934	1136	1322	1515	1700	1900
Rate in fpm (m/s)	(0.00)	(0.86)	(1.95)	(2.94)	(3.91)	(4.74)	(5.77)	(6.72)	(7.70)	(8.64)	(9.65)
Effectiveness Ratio (%)	100	100	100	100	100	100	100	100	100	100	100
Penetration Class	A	A	A	A	A	A	A	A	A	A	A

Test was based on a 39.375" x 39.375" (1.0 m x 1.0 m) core area louver tested at a rainfall rate of 8" per hour (203 mm/hour) with a wind velocity of **50 mph (22 m/s)**.

DISCHARGE LOSS COEFFICIENT CLASS (INTAKE): 3. (Discharge Loss Coefficient Classification is as follows: 1=0.4 and above, 2=0.3 to 0.399, 3 = 0.2 to 0.299, 4 = 0.199 and below.)

**PRESSURE DROP**



**Air Velocity in Feet (Meters) Per Minute Through Free Area**

Louver test size: 48" x 48" (1219 x 1219 mm).  
 Standard air density @ 0.075 lbs/ft<sup>3</sup>.  
 Tested to AMCA Fig. 5.5 – 6.5.



Nailor Industries Inc. certifies the Model 1675WDVM shown herein is licensed to bear the AMCA Seal. The ratings shown are based on tests and procedures performed in accordance with AMCA Publication 511 and comply with the requirements of the AMCA Certified Ratings Program. Seal applies to air performance, water penetration, and wind driven rain performance ratings.



**HIGH VELOCITY RAIN RESISTANT WITH BLADES FULLY OPEN AND IMPACT RESISTANT LOUVER**  
*Enhanced Protection Level E*  
See www.AMCA.org for all certified or listed products

This label does not signify AMCA airflow performance certification.

Nailor Industries Inc. certifies that the 1675WDVM shown herein is approved to bear the AMCA Listing Label. The ratings shown are based on tests and procedures performed in accordance with AMCA publications and comply with the requirements of the AMCA Listing Label Program. The AMCA Listing Label applies to Wind Borne Debris Impact Resistant Louvers. The AMCA Listing Label applies to High Velocity Wind Driven Rain Resistant Louvers.


<b>SCHEDULE TYPE:</b>	Page 3 of 3			
<b>PROJECT:</b>	Dimensions are in inches (mm).			
<b>ENGINEER:</b>	<b>DATE</b>	<b>B SERIES</b>	<b>SUPERSEDES</b>	<b>DRAWING NO.</b>
<b>CONTRACTOR:</b>	2-19-24	1600M	9-7-23	1675WDVM



 Slate Blue **LF01**

 Medium Bronze **LF02**

 Sandstone **LF03**

 Light Gray **LF04**

 Charcoal **LF05**

 Bone White **LF06**


 Western Tan **LF07**

 Architectural Bronze **LF08**

 Regal Blue **LF09**

 Forest Green **LF10**

 Surrey Beige **LF11**

 Royal Brown **LF12**

 Barn Red **LF13**

 Burgundy **LF14**

 Clay **LF15**

 Almond **LF16**

 Coastal White **LF17**

 Vista Green **LF18**

 Black **LF19**

 Gloss Black **LF20**

 Campus Green **LF21**

Nailor offers 21 standard paint colors selected for architectural exterior use which meet or exceed AAMA specifications and performance requirements for color retention, chalk resistance, gloss retention, erosion, corrosion and chemical resistance as well as dry film thickness and hardness. Our state-of-the-art powder coat system provides an environment friendly finishing solution with more uniform coverage and coating thickness. The result is an exceptional finish that better resists scratching, fading and general wear. Additional liquid coat facilities for special requirements complete our ability to provide unmatched beauty and durability for any application.

Custom color matching is also available upon request. Contact your local Nailor representative.

# Available Finishes

FINISH TYPE	DESCRIPTION	STANDARD WARRANTY
<b>Fluoropolymer Powder Coat</b> AAMA 2605-Superior Finish (AKA: Powdura® 5000, Corafalon® Powder, Interpon® D3000-Fluoromax, IFS 500FP)	<b>"Ultimate"</b> - A next generation hyper durable powder coating, based on FEVE fluoropolymer resins and ceramic pigmentation that the industry has acknowledged as the foundation for superior performance coatings. They provide a hard surface that is resistant to scratching and scuffing, with superior color and gloss retention, when applied to a variety of exterior architectural applications. This technology represents the "ultimate" in environmentally friendly finishes, with Zero-VOC emissions.  A superior alternative to traditional 70% Kynar 500® / Hylar 500® PVDF fluoropolymer liquid coatings.	10 years (Consult Nailor for availability of extended warranty)
<b>High Performance Powder Coat</b> AAMA 2604 - High Performance Finish (AKA: Powdura® 4000, Envirocron® Ultra Durable Powder, Dynadure™ 400, Interpon® D2000, IFS 400SD)	<b>"Better"</b> - A high performance polyester powder coating, based on "super durable" resins that utilize infrared reflective pigments, which provides excellent resistance to outdoor weathering. A harder and more environmentally friendly coating than other liquid paint counterparts and with Zero-VOC emissions.  A good alternative to 50% Kynar 500® / Hylar 5000® liquid coatings.	5 years
<b>Durable Powder Coat</b> AAMA 2603 - Pigmented Organic Coatings (AKA: Powdura® 3000, Envirocron® Durable Powder, Dynadure™ 300, Interpon® D1000, IFS 300SP)	<b>"Good"</b> - A durable powder coat based on thermosetting polyester resin technology.  Provides a good economical combination of physical and chemical resistance properties. Environmentally superior to liquid spray paints and Zero – VOC emissions.	1 year
<b>Clear Anodize 215-R1</b> AA-M10C22A41 (0.7 mil. min.)	Architectural Class I. Clear, colorless and hard oxide aluminum coating that resists weathering and chemical attack. Recommended for severely corrosive and abrasive atmospheric exposure.	5 years
<b>Clear Anodize 204-R1</b> AA-M10C22A31 (0.4 - 0.7 mil.)	Architectural Class II. Clear, colorless and hard oxide aluminum coating that resists weathering and chemical attack. Recommended for normal weather exposure.	1 year
<b>Color Anodize</b> AA-M10C22A44 (0.7 mil. min.)	Architectural Class I. "Two-step" aluminum coating process. Following a standard anodizing procedure, a second electrolytic process deposits colored metallic pigments which penetrate the aluminum oxide pores, producing a corrosion resistant, colorfast finish. Available in light, medium, dark bronze and black.	5 years
<b>Prime Coat</b>	Prime coat provides a stable base for painting of louvers in the field. Surface pretreatment includes degreasing and a chemical cleaning before an epoxy prime coat is applied. Finish coat should be field applied as soon as possible for best adhesion, after a thorough cleaning for dust etc. that can contaminate the final finish and cause premature flaking or peeling.	N/A

*Paint finish warranties are not applicable to steel products.*

*Powdura® is a registered trademark of The Sherwin-Williams Company.*

*Corafalon® and Envirocron® are registered trademarks of PPG Industries Ohio, Inc.*

*Interpon® is a registered trademark of Akzo Nobel Powder Coatings Ltd.*

*Kynar 500® is a registered trademark of Arkema, Inc.*

*Hylar 5000® is a registered trademark of Solvay Solexis, Inc.*