

Model 1704D, drainable blade type formed louver, provides excellent weather protection in a 4" (102) deep frame, with good air performance and pleasing aesthetics that compliment any structure's exterior styling. Suitable for use in exhaust and low to medium velocity intake applications, the drainable blade design utilizes rain gutters that divert collected water down concealed side downspouts and out the sill. Galvanized steel construction is economical, yet durable and the design provides good air performance through it's 54% free area as well as excellent protection against the elements. Model 1704D is available with channel or flanged type frame to suit most architectural and mechanical installation requirements and is AMCA Licensed.

STANDARD CONSTRUCTION:

- FRAME:** 4" (102) deep, 20 ga. (1.0) formed galvanized steel.
- BLADES:** 20 ga. (1.0) formed galvanized steel. Drainable style.
- BLADE ANGLE:** Fixed at 45 degrees.
- BLADE SPACING:** Approx. 4" (102) on centers.
- SCREEN:** 1/2" x 1/2" x 19 ga. (13 x 13 x 1.0) galvanized bird screen in removable frame (adds approximately 3/8" [10] to louver depth).
- FINISH:** Mill.
- MINIMUM SIZE:** 12" wide x 12" high (305 x 305).
- MAXIMUM SINGLE SECTION SIZE:** 60" wide x 96" high (1524 x 2438). Larger louvers will require field assembly of smaller sections.

OPTIONS:

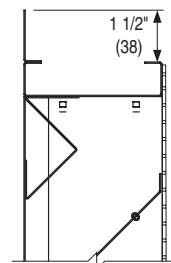
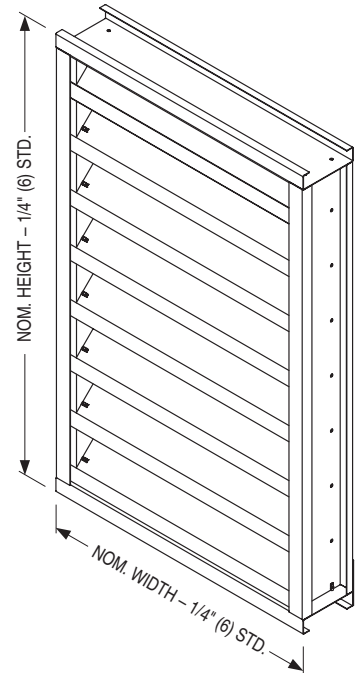
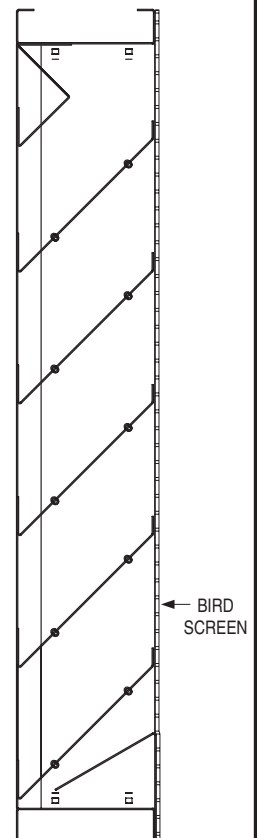
- | | |
|---|---|
| <input type="checkbox"/> FL15 Flanged Frame, 1 1/2" (38). | <input type="checkbox"/> 304 Type 304 S.S. Construction. |
| <input type="checkbox"/> FL20 Flanged Frame, 2" (51). | <input type="checkbox"/> 316 Type 316 S.S. Construction. |
| <input type="checkbox"/> BSA Aluminum Bird Screen. | <input type="checkbox"/> WE Welded Construction. |
| <input type="checkbox"/> BSSS Type 304 S.S. Bird Screen. | <input type="checkbox"/> ESI Extended Sill. |
| <input type="checkbox"/> BSN No Bird Screen. | <input type="checkbox"/> FR1 1" (25) Filter Rack. |
| <input type="checkbox"/> ISA Aluminum Insect Screen. | <input type="checkbox"/> FR2 2" (51) Filter Rack. |
| <input type="checkbox"/> ISSS Type 304 S.S. Insect Screen. | <input type="checkbox"/> PACA Perimeter Anchor Clips. |
| <input type="checkbox"/> 18GA 18 Gauge Construction. | |
| <input type="checkbox"/> 16GA 16 Gauge Construction. | |

OPTIONAL FINISHES:

- ☐ **PC3** Powder Coat AAMA 2603. Color: _____.
- ☐ **PC4** High Performance Powder Coat AAMA 2604 (Equivalent to 50% Kynar[®]). Color: _____.
- ☐ **PC5** Fluoropolymer Powder Coat AAMA 2605 (Equivalent to 70% Kynar[®]). Color: _____.
- ☐ **PCC** Prime Coat.

OPTIONAL W x H SIZING (1/4" [6.5] Undersize standard):

- ☐ **U00** Exact Size.
- ☐ **U38** Undersize 3/8" (9.5).
- ☐ **U50** Undersize 1/2" (12.7).


 OPT. FLANGED FRAME
(FL15 STD.)


SCHEDULE TYPE:				
PROJECT:				
ENGINEER:	DATE	B SERIES	SUPERSEDES	DRAWING NO.
CONTRACTOR:	3 - 12 - 24	1700	12 - 1 - 10	1704D

FORMED STEEL STATIONARY LOUVER

4" (102) DEEP • DRAINABLE BLADE

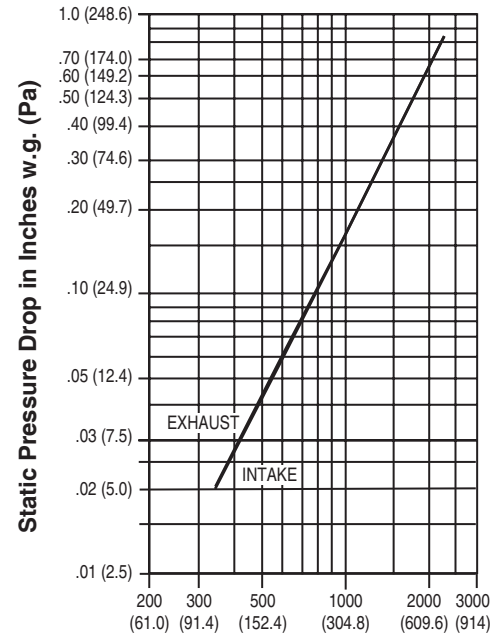
PERFORMANCE DATA

MODEL: 1704D

FREE AREA in Square Feet and Square Meters

		Width in Inches and Meters									
		12	18	24	30	36	42	48	54	60	
		0.30	0.46	0.61	0.76	0.91	1.07	1.22	1.37	1.52	
Height in Inches and Meters	12	0.38	0.62	0.85	1.09	1.32	1.55	1.79	2.02	2.18	
	0.30	0.04	0.06	0.08	0.10	0.12	0.14	0.17	0.19	0.20	
	18	0.58	0.93	1.29	1.65	2.00	2.36	2.72	3.07	3.31	
	0.46	0.05	0.09	0.12	0.15	0.19	0.22	0.25	0.29	0.31	
	24	0.88	1.42	1.96	2.51	3.05	3.59	4.13	4.67	5.03	
	0.61	0.08	0.13	0.18	0.23	0.28	0.33	0.38	0.43	0.47	
	30	1.08	1.74	2.40	3.07	3.73	4.39	5.06	5.72	6.16	
	0.76	0.10	0.16	0.22	0.29	0.35	0.41	0.47	0.53	0.57	
	36	1.28	2.06	2.85	3.63	4.41	5.20	5.98	6.77	7.29	
	0.91	0.12	0.19	0.26	0.34	0.41	0.48	0.56	0.63	0.68	
	42	1.58	2.55	3.52	4.49	5.46	6.43	7.40	8.37	9.02	
	1.07	0.15	0.24	0.33	0.42	0.51	0.60	0.69	0.78	0.84	
	48	1.77	2.87	3.96	5.05	6.14	7.24	8.69	9.42	10.15	
	1.22	0.16	0.27	0.37	0.47	0.57	0.67	0.81	0.88	0.94	
	54	2.08	3.35	4.63	5.91	7.19	8.47	9.74	11.02	11.87	
	1.37	0.19	0.31	0.43	0.55	0.67	0.79	0.91	1.02	1.10	
	60	2.27	3.67	5.07	6.47	7.87	9.27	10.67	12.07	13.00	
	1.52	0.21	0.34	0.47	0.60	0.73	0.86	0.99	1.12	1.21	
	66	2.58	4.16	5.75	7.33	8.92	10.50	12.09	13.67	14.73	
	1.68	0.24	0.39	0.53	0.68	0.83	0.98	1.12	1.27	1.37	
	72	2.77	4.48	6.19	7.89	9.60	11.31	13.01	14.72	15.86	
	1.83	0.26	0.42	0.57	0.73	0.89	1.05	1.21	1.37	1.47	
	78	3.08	4.97	6.86	8.75	10.64	12.54	14.43	16.32	17.58	
	1.98	0.29	0.46	0.64	0.81	0.99	1.16	1.34	1.52	1.63	
	84	3.27	5.29	7.30	9.31	11.33	13.34	15.36	17.37	18.71	
	2.13	0.30	0.49	0.68	0.87	1.05	1.24	1.43	1.61	1.74	
	90	3.57	5.77	7.97	10.17	12.37	14.57	16.77	18.97	20.44	
	2.29	0.33	0.54	0.74	0.95	1.15	1.35	1.56	1.76	1.90	
	96	3.77	6.09	8.41	10.74	13.06	15.38	17.70	20.02	21.57	
	2.44	0.35	0.57	0.78	1.00	1.21	1.43	1.64	1.86	2.00	

PRESSURE DROP



Air Velocity in Feet (Meters) Per Minute Through Free Area
 Louver test size: 48" x 48" (1219 x 1219 mm). Standard air density @ 0.075 lbs/ft³.
 Tested to AMCA Fig. 5.5-6.5.

AIRFLOW/WATER PENETRATION DATA for 48" x 48" (1219 x 1219) Louver Size

Free Area %		54%
Free Area sq. ft. (sq. m.)		8.69 (0.81)
I N T A K E	Free Area Velocity at Point of Beginning Water Penetration at .01 oz./sq. ft. (3 ml/sq. m) (15 min. test duration)	990 fpm (302 m/min.)
	Air Volume at 990 fpm	8,603 cfm (4060 l/s)
	Free Area Velocity	
	Pressure Drop @990 fpm	.16 in. w.g. (40 Pa)

NOTE: To minimize water penetration when sizing intake louvers, select a Free Area Velocity that is **below** the point of beginning water penetration.



Nailor Industries Inc. certifies that the Model 1704D shown herein is licensed to bear the AMCA Certified Ratings Program seal. The ratings shown are based on tests and procedures performed in accordance with AMCA Publication 511 and comply with the requirements of the AMCA Certified Ratings Program. The AMCA Certified Ratings Program seal applies to Water Penetration and Air Performance ratings. Louvers were tested in accordance with AMCA Standard 500-L.



SCHEDULE TYPE:	Page 2 of 2			
PROJECT:	Dimensions are in inches (mm).			
ENGINEER:	DATE	B SERIES	SUPERSEDES	DRAWING NO.
CONTRACTOR:	3 - 12 - 24	1700	12 - 1 - 10	1704D

Model 1706D, drainable blade type formed louver, provides excellent weather protection in a 6" (152) deep frame, with good air performance and pleasing aesthetics that compliment any structure's exterior styling. Suitable for use in exhaust and low to medium velocity intake applications, the drainable blade design utilizes rain gutters that divert collected water down concealed side downspouts and out the sill. Galvanized steel construction is economical, yet durable and the design provides good air performance through it's 50% free area as well as excellent protection against the elements. Model 1706D is available with channel or flanged type frame to suit most architectural and mechanical installation requirements and is AMCA Licensed.

STANDARD CONSTRUCTION:

- FRAME:** 6" (152) deep, 18 ga. (1.3) formed galvanized steel.
- BLADES:** 20 ga. (1.0) formed galvanized steel. Drainable style.
- BLADE ANGLE:** Fixed at 45 degrees.
- BLADE SPACING:** Approx. 5 1/2" (140) on centers.
- SCREEN:** 1/2" x 1/2" x 19 ga. (13 x 13 x 1.0) galvanized bird screen in removable frame (adds approximately 3/8" [10] to louver depth).
- FINISH:** Mill.
- MINIMUM SIZE:** 12" wide x 12" high (305 x 305).
- MAXIMUM SINGLE SECTION SIZE:** 60" wide x 96" high (1524 x 2438). Larger louvers will require field assembly of smaller sections.

OPTIONS:

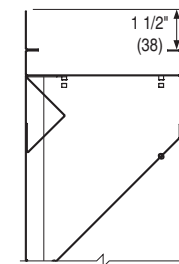
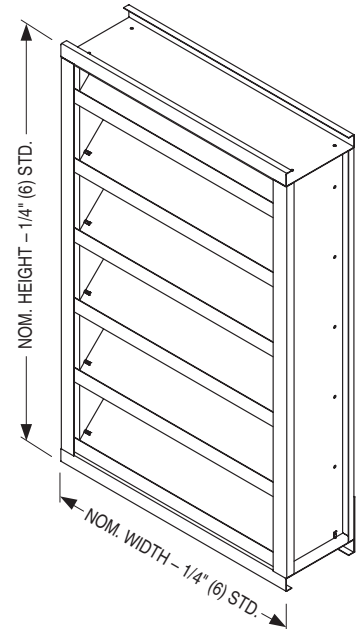
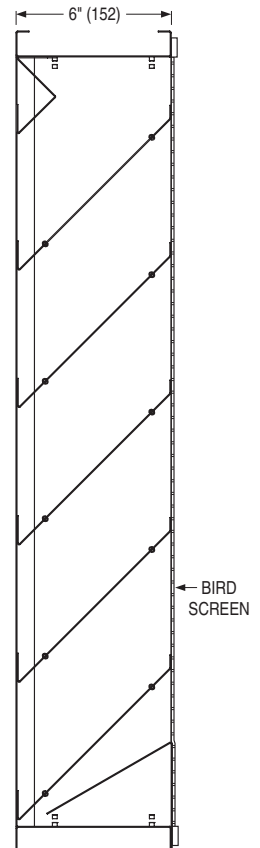
- | | |
|---|---|
| <input type="checkbox"/> FL15 Flanged Frame, 1 1/2" (38). | <input type="checkbox"/> 304 Type 304 S.S. Construction. |
| <input type="checkbox"/> FL20 Flanged Frame, 2" (51). | <input type="checkbox"/> 316 Type 316 S.S. Construction. |
| <input type="checkbox"/> BSA Aluminum Bird Screen. | <input type="checkbox"/> WE Welded Construction. |
| <input type="checkbox"/> BSSS Type 304 S.S. Bird Screen. | <input type="checkbox"/> ESI Extended Sill. |
| <input type="checkbox"/> BSN No Bird Screen. | <input type="checkbox"/> FR1 1" (25) Filter Rack. |
| <input type="checkbox"/> ISA Aluminum Insect Screen. | <input type="checkbox"/> FR2 2" (51) Filter Rack. |
| <input type="checkbox"/> ISSS Type 304 S.S. Insect Screen. | <input type="checkbox"/> PACA Perimeter Anchor Clips. |
| <input type="checkbox"/> 18GA 18 Gauge Construction. | |
| <input type="checkbox"/> 16GA 16 Gauge Construction. | |

OPTIONAL FINISHES:

- ☐ **PC3** Powder Coat AAMA 2603. Color: _____.
- ☐ **PC4** High Performance Powder Coat AAMA 2604 (Equivalent to 50% Kynar[®]). Color: _____.
- ☐ **PC5** Fluoropolymer Powder Coat AAMA 2605 (Equivalent to 70% Kynar[®]). Color: _____.
- ☐ **PCC** Prime Coat.

OPTIONAL W x H SIZING (1/4" [6.5] Undersize standard):

- ☐ **U00** Exact Size.
- ☐ **U38** Undersize 3/8" (9.5).
- ☐ **U50** Undersize 1/2" (12.7).


 OPT. FLANGED FRAME
(FL15 STD.)

 ← BIRD
SCREEN

SCHEDULE TYPE:
PROJECT:
ENGINEER:
CONTRACTOR:
DATE
B SERIES
SUPERSEDES
DRAWING NO.

3 - 12 - 24

1700

10 - 1 - 12

1706D

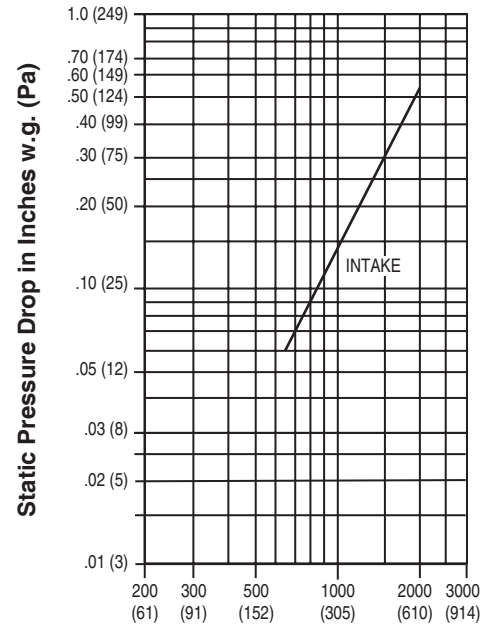
Page 1 of 2

Dimensions are in inches (mm).

FREE AREA in Square Feet and Square Meters

		Width in Inches and Meters								
		12	18	24	30	36	42	48	54	60
		0.30	0.46	0.61	0.76	0.91	1.07	1.22	1.37	1.52
Height in Inches and Meters	12	0.17	0.27	0.38	0.48	0.58	0.69	0.79	0.89	0.99
	0.30	0.02	0.03	0.04	0.04	0.04	0.06	0.07	0.08	0.09
	18	0.42	0.68	0.93	1.18	1.44	1.69	1.95	2.20	2.45
	0.46	0.04	0.06	0.09	0.11	0.13	0.16	0.18	0.20	0.23
	24	0.70	1.13	1.55	1.97	2.40	2.82	3.24	3.66	4.09
	0.61	0.07	0.10	0.14	0.18	0.22	0.26	0.30	0.34	0.38
	30	1.03	1.65	2.27	2.88	3.50	4.12	4.74	5.35	5.97
	0.76	0.10	0.15	0.21	0.27	0.33	0.38	0.44	0.50	0.55
	36	1.30	2.07	2.85	3.63	4.41	5.18	5.96	6.74	7.52
	0.91	0.12	0.19	0.26	0.34	0.41	0.48	0.55	0.63	0.70
	42	1.56	2.50	3.44	4.38	5.31	6.25	7.19	8.13	9.06
	1.07	0.15	0.23	0.32	0.41	0.49	0.58	0.67	0.75	0.84
	48	1.76	2.81	3.87	4.92	5.97	7.03	8.02	9.14	10.19
	1.22	0.16	0.26	0.36	0.46	0.56	0.65	0.75	0.85	0.95
	54	2.10	3.35	4.61	5.87	7.13	8.38	9.64	10.90	12.16
	1.37	0.19	0.31	0.43	0.55	0.66	0.78	0.90	1.01	1.13
	60	2.36	3.78	5.20	6.62	8.03	9.45	10.87	12.29	13.70
	1.52	0.22	0.35	0.48	0.61	0.75	0.88	1.01	1.14	1.27
	66	2.63	4.21	5.79	7.36	8.94	10.52	12.10	13.67	15.25
	1.68	0.24	0.39	0.54	0.68	0.83	0.98	1.12	1.27	1.42
	72	2.90	4.63	6.37	8.11	9.85	11.59	13.32	15.06	16.80
	1.83	0.27	0.43	0.59	0.75	0.91	1.08	1.24	1.40	1.56
	78	3.16	5.06	6.96	8.86	10.76	12.65	14.55	16.45	18.35
	1.98	0.29	0.47	0.65	0.82	1.00	1.18	1.35	1.53	1.70
	84	3.43	5.49	7.55	9.60	11.66	13.72	15.78	17.83	19.89
	2.13	0.32	0.51	0.70	0.89	1.08	1.27	1.47	1.66	1.85
	90	3.70	5.92	8.13	10.35	12.57	14.79	17.01	19.22	21.44
	2.29	0.34	0.55	0.76	0.96	1.17	1.37	1.58	1.79	1.99
	96	3.96	6.34	8.72	11.10	13.47	15.85	18.23	20.61	22.99
	2.44	0.37	0.59	0.81	1.03	1.25	1.47	1.69	1.91	2.14

PRESSURE DROP



Air Velocity in Feet (Meters) Per Minute Through Free Area
 Louver test size: 48" x 48" (1219 x 1219 mm). Standard air density @ 0.075 lbs/ft³.
 Tested to AMCA Fig. 5.5-6.5.

AIRFLOW/WATER PENETRATION DATA
for 48" x 48" (1219 x 1219) Louver Size

Free Area %	50%
Free Area sq. ft. (sq. m.)	8.02 (0.75)
Free Area Velocity at Point of Beginning Water Penetration at .01 oz./sq. ft. (3 ml/sq. m) (15 min. test duration)	1087 fpm (331 m/min.)
Air Volume at 1087 fpm	8,718 cfm (4144 l/s)
Free Area Velocity	
Pressure Drop @ 1087 fpm	.17 in. w.g. (42 Pa)

NOTE: To minimize water penetration when sizing intake louvers, select a Free Area Velocity that is **below** the point of beginning water penetration.



Nailor Industries Inc. certifies that the Model 1706D shown herein is licensed to bear the AMCA Certified Ratings Program seal. The ratings shown are based on tests and procedures performed in accordance with AMCA Publication 511 and comply with the requirements of the AMCA Certified Ratings Program. The AMCA Certified Ratings Program seal applies to Water Penetration and Air Performance ratings.
 Louvers were tested in accordance with AMCA Standard 500-L.



SCHEDULE TYPE:

PROJECT:

ENGINEER:

CONTRACTOR:

Page 2 of 2
 Dimensions are in inches (mm).

DATE	B SERIES	SUPERSEDES	DRAWING NO.
3 - 12 - 24	1700	10 - 1 - 12	1706D



Slate Blue **LF01**



Medium Bronze **LF02**



Sandstone **LF03**



Light Gray **LF04**



Charcoal **LF05**



Bone White **LF06**



Western Tan **LF07**



Architectural Bronze **LF08**



Regal Blue **LF09**



Forest Green **LF10**




Surrey Beige **LF11**



Royal Brown **LF12**



Barn Red **LF13**



Burgundy **LF14**



Clay **LF15**



Almond **LF16**



Coastal White **LF17**



Vista Green **LF18**



Black **LF19**



Gloss Black **LF20**



Campus Green **LF21**

Nailor offers 21 standard paint colors selected for architectural exterior use which meet or exceed AAMA specifications and performance requirements for color retention, chalk resistance, gloss retention, erosion, corrosion and chemical resistance as well as dry film thickness and hardness. Our state-of-the-art powder coat system provides an environment friendly finishing solution with more uniform coverage and coating thickness. The result is an exceptional finish that better resists scratching, fading and general wear. Additional liquid coat facilities for special requirements complete our ability to provide unmatched beauty and durability for any application.

Custom color matching is also available upon request. Contact your local Nailor representative.

Available Finishes

FINISH TYPE	DESCRIPTION	STANDARD WARRANTY
Fluoropolymer Powder Coat AAMA 2605-Superior Finish (AKA: Powdura® 5000, Corafalon® Powder, Interpon® D3000-Fluoromax, IFS 500FP)	"Ultimate" - A next generation hyper durable powder coating, based on FEVE fluoropolymer resins and ceramic pigmentation that the industry has acknowledged as the foundation for superior performance coatings. They provide a hard surface that is resistant to scratching and scuffing, with superior color and gloss retention, when applied to a variety of exterior architectural applications. This technology represents the "ultimate" in environmentally friendly finishes, with Zero-VOC emissions. A superior alternative to traditional 70% Kynar 500® / Hylar 500® PVDF fluoropolymer liquid coatings.	10 years (Consult Nailor for availability of extended warranty)
High Performance Powder Coat AAMA 2604 - High Performance Finish (AKA: Powdura® 4000, Envirocron® Ultra Durable Powder, Dynadure™ 400, Interpon® D2000, IFS 400SD)	"Better" - A high performance polyester powder coating, based on "super durable" resins that utilize infrared reflective pigments, which provides excellent resistance to outdoor weathering. A harder and more environmentally friendly coating than other liquid paint counterparts and with Zero-VOC emissions. A good alternative to 50% Kynar 500® / Hylar 5000® liquid coatings.	5 years
Durable Powder Coat AAMA 2603 - Pigmented Organic Coatings (AKA: Powdura® 3000, Envirocron® Durable Powder, Dynadure™ 300, Interpon® D1000, IFS 300SP)	"Good" - A durable powder coat based on thermosetting polyester resin technology. Provides a good economical combination of physical and chemical resistance properties. Environmentally superior to liquid spray paints and Zero – VOC emissions.	1 year
Clear Anodize 215-R1 AA-M10C22A41 (0.7 mil. min.)	Architectural Class I. Clear, colorless and hard oxide aluminum coating that resists weathering and chemical attack. Recommended for severely corrosive and abrasive atmospheric exposure.	5 years
Clear Anodize 204-R1 AA-M10C22A31 (0.4 - 0.7 mil.)	Architectural Class II. Clear, colorless and hard oxide aluminum coating that resists weathering and chemical attack. Recommended for normal weather exposure.	1 year
Color Anodize AA-M10C22A44 (0.7 mil. min.)	Architectural Class I. "Two-step" aluminum coating process. Following a standard anodizing procedure, a second electrolytic process deposits colored metallic pigments which penetrate the aluminum oxide pores, producing a corrosion resistant, colorfast finish. Available in light, medium, dark bronze and black.	5 years
Prime Coat	Prime coat provides a stable base for painting of louvers in the field. Surface pretreatment includes degreasing and a chemical cleaning before an epoxy prime coat is applied. Finish coat should be field applied as soon as possible for best adhesion, after a thorough cleaning for dust etc. that can contaminate the final finish and cause premature flaking or peeling.	N/A

Paint finish warranties are not applicable to steel products.

Powdura® is a registered trademark of The Sherwin-Williams Company.

Corafalon® and Envirocron® are registered trademarks of PPG Industries Ohio, Inc.

Interpon® is a registered trademark of Akzo Nobel Powder Coatings Ltd.

Kynar 500® is a registered trademark of Arkema, Inc.

Hylar 5000® is a registered trademark of Solvay Solexis, Inc.